



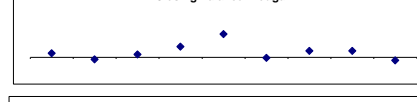

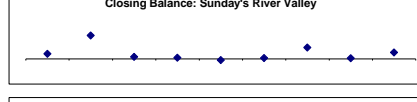
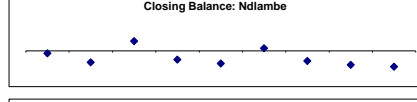
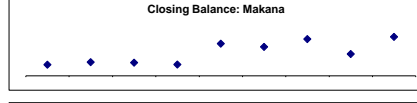
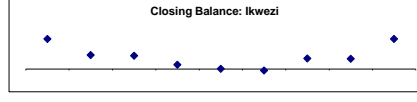



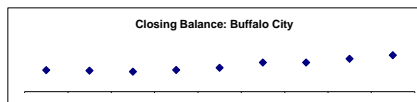


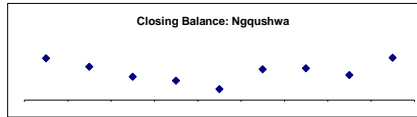
Cash Flow Summary as at 31 March 2012

R thousand	July	Aug	Sept	Oct	Nov	Dec	Jan	Feb	Mar
<b>EASTERN CAPE</b>									
<b>BUF Buffalo City ( High )</b>									
Opening Balance	736 941	996 371	974 183	925 056	999 878	1 105 687	1 352 938	1 351 050	1 522 767
Plus Receipts	548 243	317 644	249 570	276 019	365 477	522 308	246 856	393 575	441 298
SubTotal	1 285 184	1 314 016	1 223 752	1 201 075	1 365 355	1 627 996	1 599 794	1 744 625	1 964 064
Less Payments	288 813	339 833	298 696	201 198	259 668	275 057	248 744	221 858	269 815
Closing Balance	996 371	974 183	925 056	999 878	1 105 687	1 352 938	1 351 050	1 522 767	1 694 249
<b>NMA Nelson Mandela Bay ( High )</b>									
Opening Balance	510 876	810 448	771 982	843 417	807 265	792 342	1 236 478	1 234 134	1 362 156
Plus Receipts	1 051 049	572 761	757 631	468 500	599 732	1 051 838	482 085	625 560	760 046
SubTotal	1 561 925	1 383 209	1 529 613	1 311 917	1 406 997	1 844 180	1 718 562	1 859 694	2 122 203
Less Payments	751 477	611 227	686 196	504 652	614 655	607 703	484 429	497 538	495 257
Closing Balance	810 448	771 982	843 417	807 265	792 342	1 236 478	1 234 134	1 362 156	1 626 946
<b>EC101 Camdeboo ( Low )</b>									
Opening Balance	234	5 298	8	(2 727)	(4 111)	(1 427)	(11 274)	(14 040)	6 818
Plus Receipts	20 748	9 167	12 404	14 479	20 320	8 389	7 793	30 549	24 937
SubTotal	20 982	14 465	12 412	11 752	16 208	6 963	(3 481)	16 509	31 755
Less Payments	15 685	14 457	15 139	15 863	17 635	18 237	10 569	9 691	17 479
Closing Balance	5 298	8	(2 727)	(4 111)	(1 427)	(11 274)	(14 040)	6 818	14 277
<b>EC102 Blue Crane Route ( Low )</b>									
Opening Balance	23 105	42 228	35 825	31 588	22 737	24 396	25 253	25 493	21 700
Plus Receipts	32 256	8 712	9 328	7 453	15 943	13 658	11 022	6 810	18 309
SubTotal	55 360	50 940	45 153	39 041	38 680	38 054	36 275	32 304	40 009
Less Payments	13 133	15 114	13 565	16 304	14 285	12 802	10 782	10 604	10 955
Closing Balance	42 228	35 825	31 588	22 737	24 396	25 253	25 493	21 700	29 054
<b>EC103 Ikwezi ( Low )</b>									
Opening Balance	(143)	7 058	3 268	3 077	956	(15)	(416)	2 445	2 361
Plus Receipts	13 809	907	2 997	770	4 789	2 687	6 064	3 967	10 306
SubTotal	13 666	7 965	6 266	3 847	5 745	2 672	5 647	6 413	12 667
Less Payments	6 607	4 697	3 189	2 891	5 760	3 088	3 202	4 051	5 588
Closing Balance	7 058	3 268	3 077	956	(15)	(416)	2 445	2 361	7 079
<b>EC104 Makana ( Medium )</b>									
Opening Balance		20 756	25 545	24 642	21 279	60 520	54 594	69 278	40 887
Plus Receipts	45 249	18 408	31 369	19 146	52 792	15 079	14 684	13 798	46 929
SubTotal	45 249	39 164	56 914	43 787	74 071	75 600	69 278	83 076	87 816
Less Payments	24 493	13 619	32 272	22 508	13 551	21 005		42 190	14 240
Closing Balance	20 756	25 545	24 642	21 279	60 520	54 594	69 278	40 887	73 576
<b>EC105 Ndlambe ( Low )</b>									
Opening Balance	(8 806)	(1 118)	(5 345)	4 683	(4 037)	(5 930)	1 281	(4 713)	(6 547)
Plus Receipts	45 187	29 820	29 073	19 719	20 292	53 567	15 650	28 372	37 635
SubTotal	36 381	28 702	23 728	24 402	16 255	47 636	16 931	23 660	31 089
Less Payments	37 499	34 047	19 045	28 439	22 185	46 355	21 644	30 207	38 535
Closing Balance	(1 118)	(5 345)	4 683	(4 037)	(5 930)	1 281	(4 713)	(6 547)	(7 446)
<b>EC106 Sundays River Valley ( Medium )</b>									
Opening Balance	(163)	4 910	22 226	2 054	1 255	(975)	832	10 885	763
Plus Receipts	17 063	23 964	4 618	6 471	4 500	10 116	15 798	12 595	12 389
SubTotal	16 900	28 875	26 843	8 525	5 755	9 141	16 830	23 481	13 152
Less Payments	11 989	6 649	24 789	7 270	6 730	8 309	5 744	22 718	6 885
Closing Balance	4 910	22 226	2 054	1 255	(975)	832	10 885	763	6 267
<b>EC107 Baviaans ( Low )</b>									
Opening Balance	(289)	7 547	6 183	4 304	1 239	(588)	995	134	(1 491)
Plus Receipts	15 662	4 935	3 905	2 471	3 092	8 089	3 962	3 227	7 993
SubTotal	15 372	12 482	10 088	6 775	4 331	7 501	4 956	3 361	6 501
Less Payments	7 825	6 299	5 785	5 536	4 920	6 507	4 822	4 852	6 476
Closing Balance	7 547	6 183	4 304	1 239	(588)	995	134	(1 491)	25
<b>EC108 Kouga ( Medium )</b>									
Opening Balance	(1 931)	1 706	(792)	1 252	4 423	9 621	(152)	2 691	2 668
Plus Receipts	63 674	39 771	44 160	44 461	43 312	41 307	39 328	44 318	50 385
SubTotal	61 742	41 477	43 367	45 713	47 735	50 928	39 176	47 009	53 053
Less Payments	60 037	42 269	42 115	41 290	38 114	51 079	36 485	44 341	54 282
Closing Balance	1 706	(792)	1 252	4 423	9 621	(152)	2 691	2 668	(1 228)
<b>EC109 Kou-Kamma ( Medium )</b>									
Opening Balance	9 646	13 787	15 822	10 658	10 633	9 051	14 859	12 984	11 103
Plus Receipts	12 207	9 495	3 487	3 015	7 109	16 724	2 416	5 564	15 403
SubTotal	21 853	23 282	19 308	13 672	17 742	25 775	17 275	18 548	26 506
Less Payments	8 066	7 460	6 651	3 039	6 691	10 916	4 291	7 445	7 239
Closing Balance	13 787	15 822	10 658	10 633	9 051	14 859	12 984	11 103	19 268
<b>DC10 Cadadu ( Medium )</b>									
Opening Balance	305 968	306 363	306 363	306 363	301 218	300 510	324 225	307 179	303 790
Plus Receipts	6 422	8 236	9 555	4 500	10 976	28 864	(1 710)	6 099	19 742
SubTotal	312 390	314 598	315 918	310 863	312 194	329 374	322 514	313 278	323 532
Less Payments	6 028	8 236	9 555	9 645	11 684	5 149	15 336	9 488	8 005
Closing Balance	306 363	306 363	306 363	301 218	300 510	324 225	307 179	303 790	315 526
<b>EC121 Mbashe ( Low )</b>									
Opening Balance		47 417	59 723	38 036	23 805	10 234	46 521	37 794	31 405
Plus Receipts	55 691	27 422	3 640	307	3 251	48 893	197	908	30 657
SubTotal	55 691	74 839	63 362	38 344	27 057	59 127	46 718	38 702	62 062
Less Payments	8 274	15 116	25 326	14 538	16 823	12 606	8 924	7 298	13 125
Closing Balance	47 417	59 723	38 036	23 805	10 234	46 521	37 794	31 405	49 937
<b>EC122 Mquma ( Medium )</b>									
Opening Balance		52 387	57 543	48 470	41 983	42 898	48 828	42 115	34 180
Plus Receipts	60 820	14 763	3 488	2 146	10 372	19 819	2 893	2 182	38 898
SubTotal	60 820	67 151	61 031	50 616	52 354	62 717	51 721	44 298	73 078
Less Payments	8 433	9 608	12 561	8 633	9 456	13 889	9 606	10 117	11 319
Closing Balance	52 387	57 543	48 470	41 983	42 898	48 828	42 115	34 180	61 759
<b>EC123 Great Kei ( Low )</b>									
Opening Balance		13 615	12 728	8 897	5 538	11 056	12 677	11 627	9 894
Plus Receipts	15 211	2 393	755	955	9 658	5 220	1 544	1 749	14 226
SubTotal	15 211	16 007	13 483	9 852	15 196	16 276	14 221	13 375	24 121
Less Payments	1 597	3 279	4 586	4 314	4 140	3 599	2 594	3 481	5 181
Closing Balance	13 615	12 728	8 897	5 538	11 056	12 677	11 627	9 894	18 939
<b>EC124 Amahlathi ( Low )</b>									
Opening Balance		6 363	2 207	31 244	27 105	22 337	44 066	36 223	30 788
Plus Receipts	11 793	2 886	37 296	3 575	3 846	25 888	3 511	2 721	27 512
SubTotal	11 793	9 249	39 503	34 819	30 952	48 225	47 577	38 944	58 299
Less Payments	5 431	7 042	8 259	7 714	6 615	4 159	11 354	8 156	7 918
Closing Balance	6 363	2 207	31 244	27 105	22 337	44 066	36 223	30 788	50 381



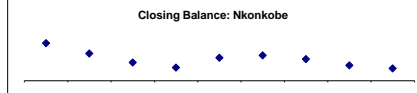
**EC126 Ngqushwa ( Medium )**

Opening Balance	25 349	20 173	14 149	11 762	6 664	18 676	19 269	15 170
Plus Receipts	34 877	793	2 258	1 384	1 377	17 170	4 625	451
Sub Total	34 877	26 142	22 432	15 533	13 139	23 833	23 301	19 720
Less Payments	9 527	5 969	8 283	3 771	6 475	5 158	4 032	7 144
Closing Balance	25 349	20 173	14 149	11 762	6 664	18 676	19 269	15 170




**EC127 Nkonkobe ( Low )**

Opening Balance	38 667	72 202	52 534	35 228	25 428	44 282	48 970	41 795	29 675
Plus Receipts	45 317	2 307	4 654	3 587	34 132	15 052	4 325	3 467	31 568
Sub Total	83 984	74 508	57 188	38 815	59 561	59 334	53 294	45 263	61 244
Less Payments	11 782	21 974	21 960	13 386	15 278	10 364	11 499	15 587	37 426
Closing Balance	72 202	52 534	35 228	25 428	44 282	48 970	41 795	29 675	23 818




**EC128 Nxuba ( Low )**

Opening Balance									
Plus Receipts									
Sub Total									
Less Payments									
Closing Balance									



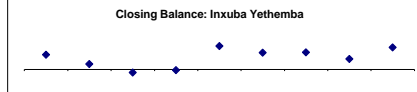
**DC12 Amathole ( High )**

Opening Balance	810 696	1 055 138	972 902	891 558	855 139	855 858	888 790	891 701	866 123
Plus Receipts	354 086	26 821	13 615	45 065	156 751	133 577	59 969	58 640	313 831
Sub Total	1 164 783	1 081 960	986 517	936 624	1 011 890	989 435	948 760	950 341	1 179 954
Less Payments	109 644	109 058	94 958	81 485	156 032	100 645	57 059	84 218	127 401
Closing Balance	1 055 138	972 902	891 558	855 139	855 858	888 790	891 701	866 123	1 052 553




**EC131 Inxuba Yethemba ( Low )**

Opening Balance	(10 080)	7 025	2 621	(1 457)	(304)	11 099	7 958	8 104	5 008
Plus Receipts	32 607	9 265	9 422	13 726	23 726	9 182	12 469	9 226	16 784
Sub Total	22 527	16 291	12 043	12 269	23 422	20 281	20 427	17 330	21 792
Less Payments	15 502	13 670	13 501	12 573	12 323	12 323	12 323	12 323	11 338
Closing Balance	7 025	2 621	(1 457)	(304)	11 099	7 958	8 104	5 008	10 455



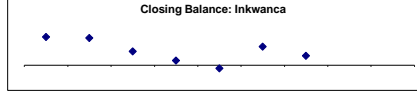
**EC132 Tsoiwana ( Low )**

Opening Balance	2 874	6 596	4 170	3 325	3 594	2 668	5 542	4 005	3 080
Plus Receipts	14 419	2 826	5 547	7 356	4 673	10 709	3 754	4 702	18 506
Sub Total	17 293	9 422	9 716	10 680	8 267	13 377	9 296	8 707	21 587
Less Payments	10 697	5 252	6 392	7 086	5 599	7 835	5 292	5 626	13 773
Closing Balance	6 596	4 170	3 325	3 594	2 668	5 542	4 005	3 080	7 813




**EC133 Inkwanca ( Low )**

Opening Balance		5 345	5 175	2 623	898	(575)	3 529		
Plus Receipts	10 685	2 254	1 435	914	2 105	7 824	1 972		
Sub Total	10 685	7 599	6 610	3 537	3 004	7 249	5 501		
Less Payments	5 341	2 424	3 987	2 639	3 579	3 720	3 712		
Closing Balance	5 345	5 175	2 623	898	(575)	3 529	1 789		



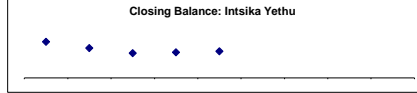
**EC134 Lukhanji ( Medium )**

Opening Balance	149 948	183 466	186 244	181 886	195 533	214 453	211 184	223 615	212 718
Plus Receipts	63 262	34 663	26 178	38 910	43 911	29 897	24 902	25 967	50 814
Sub Total	213 210	218 130	212 423	220 796	239 444	244 350	236 086	249 583	263 532
Less Payments	29 744	31 885	30 537	25 264	24 991	33 166	12 471	36 865	26 216
Closing Balance	183 466	186 244	181 886	195 533	214 453	211 184	223 615	212 718	237 316



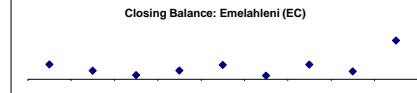
**EC135 Intsika Yethu ( Low )**

Opening Balance	10 075	33 993	28 180	23 253	24 064				
Plus Receipts	30 494	475	1 343	811	814				
Sub Total	40 569	34 467	29 523	24 064	24 878				
Less Payments	6 577	6 288	6 270	(132)					
Closing Balance	33 993	28 180	23 253	24 064	25 010				



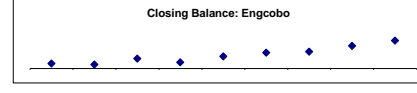
**EC136 Emalahleni (Ec) ( Low )**

Opening Balance	7 553	8 803	5 040	2 497	5 225	8 530	2 124	8 690	4 635
Plus Receipts	7 923	8 987	5 648	14 012	10 270	3 625	12 799	3 523	28 172
Sub Total	15 477	17 791	10 688	16 510	15 494	12 154	14 923	12 214	32 807
Less Payments	6 673	12 751	8 191	11 285	6 965	10 030	6 232	7 579	9 841
Closing Balance	8 803	5 040	2 497	5 225	8 530	2 124	8 690	4 635	22 966




**EC137 Engcobo ( Medium )**

Opening Balance		15 722	12 606	31 760	19 729	39 247	51 085	54 557	73 143
Plus Receipts	28 498	2 952	25 903	3 546	27 821	19 636	10 841	33 066	24 043
Sub Total	28 498	16 674	38 508	35 306	47 549	58 883	61 926	87 623	97 186
Less Payments	12 776	6 068	6 748	15 578	8 302	7 798	7 369	14 480	7 022
Closing Balance	15 722	12 606	31 760	19 729	39 247	51 085	54 557	73 143	90 164



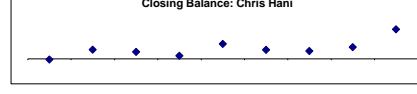
**EC138 Sakhisizwe ( Low )**

Opening Balance	871	16 501	13 979	10 163	8 770	18 055	18 767	15 719	19 539
Plus Receipts	17 821	3 326	2 476	2 778	15 020	6 210	2 016	8 644	11 986
Sub Total	18 692	19 827	16 455	12 941	23 789	24 266	20 783	24 363	31 525
Less Payments	2 192	5 848	6 292	4 171	5 734	5 498	5 065	4 824	3 500
Closing Balance	16 501	13 979	10 163	8 770	18 055	18 767	15 719	19 539	28 025



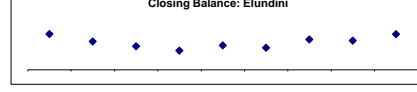
**DC13 Chris Hani ( Medium )**

Opening Balance		(14 724)	170 104	128 009	56 525	279 485	166 834	144 341	219 000
Plus Receipts	45	221 013	38 284	(12 550)	247 953	(76 718)	(4 646)	125 804	357 598
Sub Total	45	206 289	208 388	115 459	304 478	202 767	162 188	270 145	576 598
Less Payments	14 769	36 186	80 378	58 934	24 993	35 933	17 847	51 145	22 581
Closing Balance	(14 724)	170 104	128 009	56 525	279 485	166 834	144 341	219 000	554 017



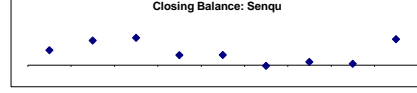
**EC141 Elundini ( Low )**

Opening Balance	22 308	67 407	53 396	44 575	36 119	46 192	41 426	57 241	56 014
Plus Receipts	56 521	1 150	3 531	4 800	23 734	6 078	30 071	6 932	22 460
Sub Total	78 829	68 557	56 927	49 374	59 853	52 270	71 497	64 173	77 474
Less Payments	11 422	15 160	12 352	13 255	13 661	10 844	14 256	9 159	10 216
Closing Balance	67 407	53 396	44 575	36 119	46 192	41 426	57 241	55 014	67 258



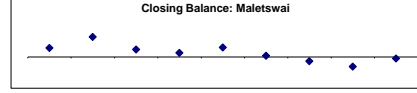
**EC142 Senqu ( Medium )**

Opening Balance	2 157	2 114	3 481	3 871	1 411	1 451	(84)	453	198
Plus Receipts	51 070	19 427	19 452	13 013	19 324	52 250	12 906	14 134	33 456
Sub Total	53 227	21 541	22 933	16 885	20 734	53 701	12 822	14 587	33 654
Less Payments	51 113	18 060	19 062	15 474	19 283	53 785	12 369	14 389	29 966
Closing Balance	2 114	3 481	3 871	1 411	1 451	(84)	453	198	3 688



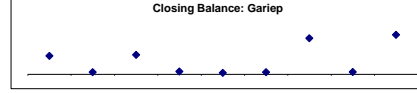
**EC143 Maletswai ( Low )**

Opening Balance		5 270	11 764	4 364	2 320	5 514	649	(2 565)	(5 827)
Plus Receipts	15 338	16 122	4 420	6 383	15 517	14 533	7 438	8 382	15 477
Sub Total	15 338	23 392	16 185	10 747	17 836	20 047	8 087	5 817	9 650
Less Payments	10 068	11 628	11 820	8 428	12 322	19 398	10 651	11 644	10 595
Closing Balance	5 270	11 764	4 364	2 320	5 514	649	(2 565)	(5 827)	(945)



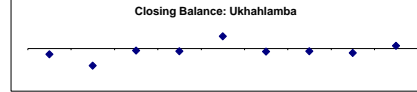
**EC144 Gariep ( Low )**

Opening Balance		3 454	397	3 653	498	268	396	6 808	417
Plus Receipts	15 773	1 425	6 463	1 928	2 344	7 795	9 262	2 867	14 280
Sub Total	15 773	4 878	6 859	5 581	2 842	8 063	9 657	9 675	14 696
Less Payments	12 319	4 482	3 206	5 083	2 574	7 667	2 849	9 259	7 239
Closing Balance	3 454	397	3 653	498	268	396	6 808	417	7 457




**DC14 Joe Gqabi ( High )**

Opening Balance	(24 701)	(20 819)	(61 209)	(7 606)	(10 081)	43 125	(11 061)	(9 978)	(16 056)
Plus Receipts	16 073	58 475	80 509	31 113	81 003	150 105	10 188	15 215	54 915
Sub Total	(8 628)	37 655	19 300	23 507	70 922	193 230	(873)	5 237	38 859
Less Payments	12 191	98 865	26 906	33 589	27 797	204 291	9 104	21 293	29 133
Closing Balance	(20 819)	(61 209)	(7 606)	(10 081)	43 125	(11 061)	(9 978)	(16 056)	9 726




**EC153 Ngquza Hills ( Low )**


Opening Balance	15 472	27 863	89 045	59 481	49 072	68 930	58 834	49 372	37 350
Plus Receipts	18 213	66 972	(21 997)	360	32 480	67	630	303	33 241
SubTotal	33 685	94 835	67 047	59 841	81 551	68 996	59 463	49 675	70 591
Less Payments	5 822	5 790	7 566	10 769	12 622	10 163	10 091	12 325	14 149
Closing Balance	27 863	89 045	59 481	49 072	68 930	58 834	49 372	37 350	56 442

**EC154 Port St Johns ( Medium )**

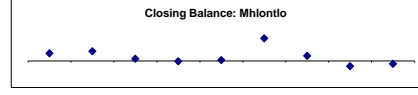
Opening Balance									
Plus Receipts									
SubTotal									
Less Payments									
Closing Balance									

**EC155 Nyandeni ( Low )**


Opening Balance									
Plus Receipts									
SubTotal									
Less Payments									
Closing Balance									

**EC156 Mhlonlto ( Low )**


Opening Balance	6 397	8 023	1 846	(194)	758	18 824	4 289	(4 342)	
Plus Receipts	48 946	9 677	20 537	11 450	9 061	28 002	412	310	28 051
SubTotal	48 946	16 074	28 560	13 296	8 867	28 760	19 237	4 599	23 709
Less Payments	42 549	8 051	26 715	13 489	8 109	9 936	14 948	8 941	26 075
Closing Balance	6 397	8 023	1 846	(194)	758	18 824	4 289	(4 342)	(2 366)

**EC157 King Sabata Dalindyebo ( High )**

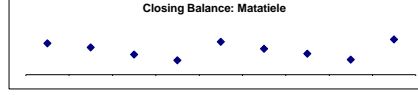
Opening Balance		4 053	(10 631)	11 826	18 222	68 406	50 788	39 821	48 105
Plus Receipts	31 695	48 954	54 610	48 579	98 660	44 500	51 713	43 291	22 106
SubTotal	31 695	53 008	43 978	60 405	116 882	112 906	102 501	83 112	70 211
Less Payments	27 642	63 639	32 153	42 183	48 476	62 118	62 680	35 007	51 647
Closing Balance	4 053	(10 631)	11 826	18 222	68 406	50 788	39 821	48 105	18 564

**DC15 O. R. Tambo ( High )**

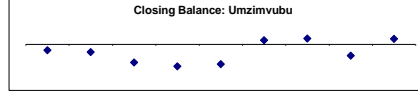
Opening Balance	146 956	445 364	427 206	405 917	357 157	453 816	391 930	336 912	501 040
Plus Receipts	351 480	31 355	50 500	12 023	161 642	15 167	15 862	222 077	323 492
SubTotal	498 435	476 718	477 707	417 939	518 799	468 983	407 792	558 989	824 531
Less Payments	53 071	49 512	71 790	60 783	64 982	77 053	70 880	57 949	85 529
Closing Balance	445 364	427 206	405 917	357 157	453 816	391 930	336 912	501 040	739 002

**EC441 Matatiele ( Medium )**

Opening Balance		36 808	31 931	23 538	16 686	38 524	30 325	24 518	17 454
Plus Receipts	45 160	6 832	7 908	6 397	40 665	5 611	6 120	6 532	37 021
SubTotal	45 160	43 641	39 839	29 935	57 351	44 134	36 444	31 050	54 475
Less Payments	8 352	11 709	16 301	13 249	18 828	13 810	11 926	13 596	13 039
Closing Balance	36 808	31 931	23 538	16 686	38 524	30 325	24 518	17 454	41 436

**EC442 Umzimvubu ( Medium )**

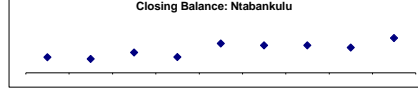
Opening Balance		(5 817)	(7 482)	(17 248)	(20 957)	(18 940)	3 762	5 363	(10 898)
Plus Receipts	2 550	8 020	11 361	7 921	12 111	35 284	7 823	1 407	24 805
SubTotal	2 550	2 202	3 879	(9 327)	(8 845)	16 344	11 585	6 770	13 907
Less Payments	8 367	9 684	21 127	11 630	10 095	12 581	6 222	17 668	8 981
Closing Balance	(5 817)	(7 482)	(17 248)	(20 957)	(18 940)	3 762	5 363	(10 898)	4 926

**EC443 Mbizana ( Medium )**


Opening Balance		36 604	32 770	28 985	18 821	12 135	63 559	58 298	50 186
Plus Receipts	44 212	5 944	4 248	1 391	1 604	60 715	2 200	16 724	27 104
SubTotal	44 212	42 549	37 018	30 377	20 425	72 850	65 758	75 022	77 290
Less Payments	7 608	9 779	8 032	11 556	8 290	9 291	7 460	24 836	12 612
Closing Balance	36 604	32 770	28 985	18 821	12 135	63 559	58 298	50 186	64 678

**EC444 Ntabankulu ( Low )**

Opening Balance		18 312	16 140	23 807	18 376	34 450	32 333	32 313	29 640
Plus Receipts	32 925	2 930	14 204	3 706	23 272	7 455	3 706	1 395	17 599
SubTotal	32 925	21 243	30 344	27 514	41 648	41 905	36 040	33 708	47 238
Less Payments	14 613	5 102	6 537	9 137	7 198	9 572	3 726	4 068	6 309
Closing Balance	18 312	16 140	23 807	18 376	34 450	32 333	32 313	29 640	40 929


**DC44 Alfred Nzo ( Medium )**

Opening Balance		211 272	197 455	169 988	145 593	201 470	272 692	240 071	191 831
Plus Receipts	245 907	14 347	7 174	5 084	92 215	111 956	7 070	5 922	68 069
SubTotal	245 907	225 618	204 629	175 072	237 808	313 427	279 762	245 993	259 901
Less Payments	34 635	28 163	34 641	29 480	36 338	40 734	39 691	54 162	54 574
Closing Balance	211 272	197 455	169 988	145 593	201 470	272 692	240 071	191 831	205 327




**FS FREE STATE  
MAN Mangaung ( High )**

Opening Balance	20 101	381 212	285 515	130 997	95 974	162 814	251 026	183 697	248 255
Plus Receipts	470 886	136 109	223 465	117 645	238 555	302 870	120 564	262 905	291 601
SubTotal	490 987	517 321	508 980	248 642	334 529	465 684	371 590	446 602	539 856
Less Payments	109 775	231 806	377 983	152 668	171 715	214 658	187 893	198 347	195 476
Closing Balance	381 212	285 515	130 997	95 974	162 814	251 026	183 697	248 255	344 380



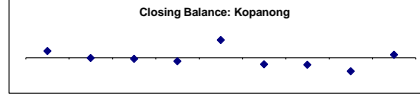
**FS161 Letsemeng ( Medium )**

Opening Balance	1 967	25 443	20 865	29 242	42 478	45 829	56 020	56 339	53 904
Plus Receipts	27 555	3 206	15 308	20 246	10 085	17 285	6 227	3 039	14 684
SubTotal	29 522	28 649	36 173	49 488	52 563	63 114	62 247	59 378	68 588
Less Payments	4 080	7 784	6 931	7 010	6 734	7 094	5 908	5 474	10 215
Closing Balance	25 443	20 865	29 242	42 478	45 829	56 020	56 339	53 904	58 373



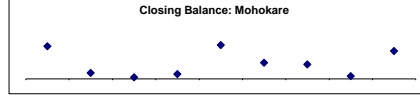
**FS162 Kopanong ( Medium )**

Opening Balance	6 189	(417)	(1 229)	(3 372)	16 679	(6 353)	(6 878)	(12 828)	
Plus Receipts	46 379	10 922	14 863	9 176	29 685	16 820	12 050	7 982	33 270
SubTotal	46 379	17 110	14 446	7 947	26 313	33 499	5 698	1 104	20 442
Less Payments	40 190	17 527	15 675	11 319	9 634	39 852	12 576	13 932	17 829
Closing Balance	6 189	(417)	(1 229)	(3 372)	16 679	(6 353)	(6 878)	(12 828)	2 613




**FS163 Mohokare ( Low )**

Opening Balance	388	11 177	2 019	504	1 631	11 552	5 510	4 936	889
Plus Receipts	28 975	4 507	5 681	8 189	15 227	1 994	5 127	5 608	25 097
SubTotal	29 363	15 684	7 701	8 693	16 858	13 546	10 637	10 544	25 985
Less Payments	18 186	13 664	7 197	7 061	5 305	8 037	5 701	9 656	16 460
Closing Balance	11 177	2 019	504	1 631	11 552	5 510	4 936	889	9 525



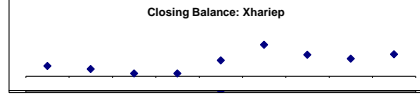
**FS164 Naledi (Fs) ( Low )**

Opening Balance	6 264								
Plus Receipts	29 634								
SubTotal	35 899								
Less Payments	13 486								
Closing Balance	22 412								



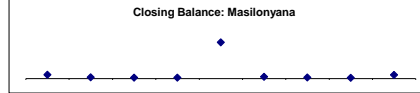
**DC16 Xhariep ( Low )**

Opening Balance	1 347	10 052	7 095	2 776	2 864	15 458	30 498	20 848	17 080
Plus Receipts	12 239	2 294	59	5 121	17 025	29 454	2	134	7 298
SubTotal	13 586	12 346	7 154	7 898	19 888	44 912	30 500	20 982	24 379
Less Payments	3 534	5 250	4 378	5 034	4 431	14 414	9 652	3 902	3 017
Closing Balance	10 052	7 095	2 776	2 864	15 458	30 498	20 848	17 080	21 361



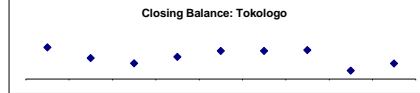
**FS181 Masilonyana ( Low )**

Opening Balance	863	2 701	924	657	691	25 638	1 184	702	564
Plus Receipts	12 153	10 098	6 951	8 966	10 912	15 462	9 476	4 663	6 345
SubTotal	13 016	12 799	7 875	9 623	11 603	41 100	10 660	5 365	6 909
Less Payments	10 315	11 875	7 218	8 932	(14 035)	39 915	9 958	4 801	4 314
Closing Balance	2 701	924	657	691	25 638	1 184	702	564	2 595




**FS182 Tokologo ( Low )**

Opening Balance	5 819	14 938	9 863	7 427	10 469	13 237	13 236	13 680	3 974
Plus Receipts	12 999	5 270	2 494	2 325	2 719	34 975	11 748	4 761	33 220
SubTotal	18 818	20 208	12 357	9 752	13 188	48 212	24 984	18 441	37 194
Less Payments	3 880	10 345	4 930	(718)	(50)	34 976	11 304	14 466	29 887
Closing Balance	14 938	9 863	7 427	10 469	13 237	13 236	13 680	3 974	7 308



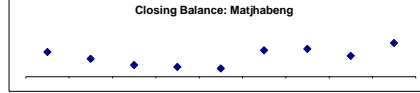
**FS183 Tswelopele ( Medium )**

Opening Balance	37 018	33 493	22 467	24 400	37 620	32 659	29 782	32 494	24 905
Plus Receipts	50 366	5 151	3 515	10 455	22 972	4 118	5 294	9 908	2 433
SubTotal	50 366	42 169	37 008	32 922	47 372	41 738	37 953	39 691	34 927
Less Payments	13 348	8 676	14 541	8 522	9 751	9 079	8 171	7 197	10 022
Closing Balance	37 018	33 493	22 467	24 400	37 620	32 659	29 782	32 494	24 905



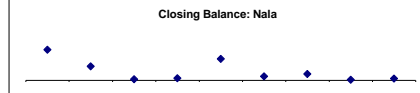
**FS184 Matjhabeng ( High )**

Opening Balance	117 040	85 354	55 622	46 985	39 874	125 395	131 489	99 128	159 782
Plus Receipts	282 891	63 603	70 425	58 273	72 590	201 219	65 281	78 993	216 614
SubTotal	282 891	180 643	155 778	113 895	119 575	241 093	190 676	210 482	315 742
Less Payments	165 851	95 290	100 156	66 911	79 701	115 698	59 187	111 354	155 960
Closing Balance	117 040	85 354	55 622	46 985	39 874	125 395	131 489	99 128	159 782




**FS185 Nala ( Medium )**

Opening Balance	37 364	57 934	26 523	2 097	4 058	40 353	7 416	12 071	993
Plus Receipts	75 144	77	4 352	11 587	48 432	6 232	23 020	11 179	59 361
SubTotal	112 507	58 011	30 876	13 684	52 490	46 585	30 436	23 249	60 354
Less Payments	54 574	31 487	28 778	9 626	12 138	39 168	18 366	22 257	57 206
Closing Balance	57 934	26 523	2 097	4 058	40 353	7 416	12 071	993	3 148




**DC18 Lejweleputswa ( Low )**

Opening Balance	3 727	7 454	1 458	2 581	32 318	4 295	8 546	17 002	13 910
Plus Receipts	60 539	2 476	11 346	40 631	5 329	31 060	16 509	15 975	44 023
SubTotal	64 266	9 930	12 804	43 212	37 648	35 354	25 055	32 977	57 933
Less Payments	56 812	8 472	10 223	10 894	33 353	26 808	8 053	19 067	21 095
Closing Balance	7 454	1 458	2 581	32 318	4 295	8 546	17 002	13 910	36 838




**FS191 Setsoto ( Medium )**

Opening Balance									
Plus Receipts									
SubTotal									
Less Payments									
Closing Balance									




**FS192 Dihlabeng ( Medium )**

Opening Balance	59 774	84 030	94 120	64 903	70 485	83 462	127 414	139 506	170 997
Plus Receipts	81 801	53 251	31 080	29 271	30 504	58 845	68 294	42 425	79 758
SubTotal	81 801	113 025	115 110	123 391	95 407	129 331	151 757	169 838	219 264
Less Payments	22 027	28 995	20 990	58 488	24 922	45 869	24 343	30 332	48 267
Closing Balance	59 774	84 030	94 120	64 903	70 485	83 462	127 414	139 506	170 997




**FS193 Nketoana ( Medium )**

Opening Balance	10 155	13 506	33 634	24 090	17 848	9 211	588	(4 434)	
Plus Receipts	45 164	28 204	6 008	2 932	2 219	1 838	9 012	5 724	
SubTotal	55 319	41 710	39 642	27 022	20 067	11 048	9 600	1 290	
Less Payments	41 813	8 076	15 552	9 174	10 857	10 461	14 033	10 351	
Closing Balance	13 506	33 634	24 090	17 848	9 211	588	(4 434)	(9 061)	




**FS194 Maluti-a-Phofung ( High )**

Opening Balance	11 740	42 414	(17 000)	(24 620)	(34 904)	(35 227)	25 289	(14 694)	(8 092)
Plus Receipts	237 452	37 388	143 880	72 795	42 925	197 611	44 009	96 930	202 808
SubTotal	249 192	79 802	126 880	48 174	8 021	162 384	69 298	82 236	194 716
Less Payments	206 778	96 802	151 500	83 078	43 248	137 096	83 992	90 329	218 906
Closing Balance	42 414	(17 000)	(24 620)	(34 904)	(35 227)	25 289	(14 694)	(8 092)	(24 191)




**FS195 Phumelela ( Low )**

Opening Balance	18 682	6 104	1 207	(3 640)	5 278	9 032	3 461	(11 893)	17 070
Plus Receipts	25 560	4 323	2 385	4 801	20 257	10 564	3 068	1 629	32 398
SubTotal	25 560	23 005	8 490	6 008	16 617	15 842	12 099	5 090	20 506
Less Payments	6 877	16 901	7 283	9 648	11 339	6 810	8 638	16 982	3 436
Closing Balance	18 682	6 104	1 207	(3 640)	5 278	9 032	3 461	(11 893)	17 070




**FS196 Mantsopa ( Medium )**

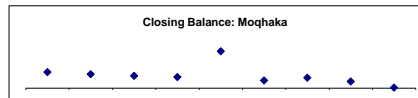
Opening Balance	2 559	10 719	14 596	789	269	13 711	1 507	(3 924)	(1 666)
Plus Receipts	30 985	20 482	(160)	8 394	22 083	7 216	4 314	13 064	26 087
Sub Total	33 544	31 201	14 437	9 183	22 352	20 928	5 821	9 140	24 421
Less Payments	22 824	16 605	13 648	8 914	8 641	19 420	9 745	10 806	18 518
Closing Balance	10 719	14 596	789	269	13 711	1 507	(3 924)	(1 666)	5 903


**DC19 Thabo Mofutsanyana ( Low )**


Opening Balance		22 343	18 715	13 594	8 813	29 394	42 503	35 740	32 151
Plus Receipts	31 761	172	1 212	491	25 308	18 003	408	968	19 422
Sub Total	31 761	22 515	19 928	14 085	34 121	47 396	42 911	36 708	51 574
Less Payments	9 418	3 799	6 334	5 271	4 727	4 893	7 171	4 557	7 098
Closing Balance	22 343	18 715	13 594	8 813	29 394	42 503	35 740	32 151	44 476


**FS201 Moqhaka ( High )**


Opening Balance	2 985	30 421	26 526	23 247	21 020	70 006	14 687	19 655	12 616
Plus Receipts	114 957	29 033	32 339	25 718	80 520	25 816	26 681	26 778	64 112
Sub Total	117 942	59 454	58 864	48 965	101 540	95 822	41 368	46 434	76 727
Less Payments	87 521	32 928	35 617	27 946	31 534	81 136	21 712	33 818	75 524
Closing Balance	30 421	26 526	23 247	21 020	70 006	14 687	19 655	12 616	1 204


**FS203 Ngwathe ( Medium )**


Opening Balance	9 632	49 038	31 495	18 902	15 299	55 743	35 084	22 115	12 960
Plus Receipts	78 611	22 898	23 368	12 641	57 916	23 209	17 054	23 991	80 326
Sub Total	88 244	71 936	54 864	31 543	73 215	78 952	52 138	46 105	93 286
Less Payments	39 206	40 441	35 961	16 245	17 472	43 868	30 023	33 145	28 260
Closing Balance	49 038	31 495	18 902	15 299	55 743	35 084	22 115	12 960	65 026


**FS204 Metsimaholo ( High )**

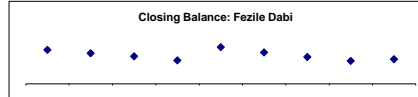
Opening Balance	35 215	58 789	35 304	22 209	16 518	13 194	10 306	14 812	5 520
Plus Receipts	79 808	43 706	31 975	38 504	39 724	38 603	51 556	39 208	80 280
Sub Total	115 023	102 495	67 279	60 713	56 242	51 797	61 861	54 020	85 800
Less Payments	56 235	67 191	45 070	44 194	43 048	41 492	47 049	48 500	65 756
Closing Balance	58 789	35 304	22 209	16 518	13 194	10 306	14 812	5 520	20 044


**FS205 Mafube ( Medium )**

Opening Balance	1 935	16 736	16 269	11 505	7 914	25 673	7 116	5 335	1 116
Plus Receipts	46 834	10 771	8 172	7 502	31 414	15 744	7 165	5 862	34 761
Sub Total	48 769	27 507	24 441	19 007	39 328	41 417	14 281	11 197	35 877
Less Payments	32 033	11 238	12 936	11 093	13 655	34 301	8 946	10 080	30 948
Closing Balance	16 736	16 269	11 505	7 914	25 673	7 116	5 335	1 116	4 929


**DC20 Fezile Dabi ( Low )**


Opening Balance	33 019	80 122	72 184	64 820	55 352	86 657	74 117	63 298	54 012
Plus Receipts	54 519	788	2 044	356	45 389	3 588	(1 910)	407	32 384
Sub Total	87 538	80 910	74 229	65 176	100 741	90 246	72 206	63 705	86 397
Less Payments	7 416	8 725	9 409	9 824	14 084	16 129	8 908	9 693	28 117
Closing Balance	80 122	72 184	64 820	55 352	86 657	74 117	63 298	54 012	58 279



**GT GAUTENG**

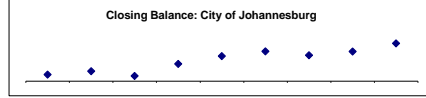
**EKU Ekurhuleni Metro ( High )**

Opening Balance	1 338 863	1 518 879	1 576 860	1 178 087	1 520 273	1 497 522	2 100 312	2 119 210	2 284 365
Plus Receipts	2 112 009	1 112 058	1 508 977	1 780 241	1 130 794	2 362 656	1 383 913	1 213 632	2 451 304
SubTotal	3 450 873	2 630 937	3 085 836	2 958 328	2 651 067	3 860 178	3 484 225	3 332 842	4 735 669
Less Payments	1 931 994	1 054 077	1 907 750	1 438 055	1 153 545	1 759 866	1 365 015	1 048 477	1 619 620
Closing Balance	1 518 879	1 576 860	1 178 087	1 520 273	1 497 522	2 100 312	2 119 210	2 284 365	3 116 049



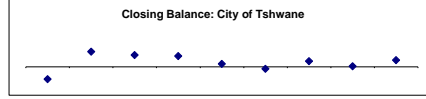
**JHB City Of Johannesburg ( High )**

Opening Balance	552 404	477 102	713 236	379 330	1 228 081	1 788 184	2 119 529	1 841 867	2 112 114
Plus Receipts	2 464 007	2 769 278	1 792 503	3 068 190	3 143 487	2 622 421	2 148 145	1 987 623	2 525 847
SubTotal	3 016 411	3 246 380	2 505 739	3 447 520	4 371 568	4 410 605	4 267 674	3 829 490	4 637 961
Less Payments	2 539 309	2 533 143	2 126 409	2 219 439	2 583 384	2 291 076	2 425 807	1 717 376	1 954 249
Closing Balance	477 102	713 236	379 330	1 228 081	1 788 184	2 119 529	1 841 867	2 112 114	2 683 712




**TSH City Of Tshwane ( High )**

Opening Balance	855 571	(442 654)	531 605	409 017	373 667	94 700	(76 968)	194 171	12 763
Plus Receipts	(138 128)	2 623 155	1 842 545	1 533 396	1 384 750	1 880 702	1 711 087	1 076 658	2 532 843
SubTotal	717 443	2 180 501	2 374 150	1 942 414	1 758 418	1 975 402	1 634 119	1 270 829	2 545 606
Less Payments	1 160 097	1 648 896	1 965 133	1 568 747	1 663 717	2 052 370	1 439 948	1 258 066	2 316 800
Closing Balance	(442 654)	531 605	409 017	373 667	94 700	(76 968)	194 171	12 763	228 806



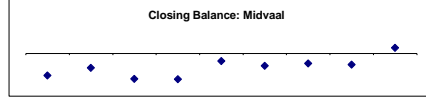
**GT421 Emfuleni ( High )**

Opening Balance	161 234	10 381	(9 101)	(9 857)	(12 053)	161 763	(968)	(11 023)	1 850
Plus Receipts	510 052	282 102	363 770	304 681	481 464	345 183	277 118	280 567	511 468
SubTotal	671 286	292 483	354 669	294 824	469 411	506 946	276 150	269 544	513 318
Less Payments	660 905	301 584	364 525	306 678	307 648	507 914	287 173	267 694	524 092
Closing Balance	10 381	(9 101)	(9 857)	(12 053)	161 763	(968)	(11 023)	1 850	(10 775)




**GT422 Midvaal ( Medium )**

Opening Balance	4 113	(7 808)	(5 060)	(8 993)	(9 092)	(2 676)	(4 380)	(3 495)	(3 972)
Plus Receipts	62 153	53 418	43 619	42 234	47 375	56 677	42 852	41 982	49 902
SubTotal	66 266	45 610	38 560	33 240	38 282	53 000	38 471	38 487	45 929
Less Payments	74 074	50 669	47 553	42 333	40 959	57 381	41 966	42 459	43 896
Closing Balance	(7 808)	(5 060)	(8 993)	(9 092)	(2 676)	(4 380)	(3 495)	(3 972)	2 034



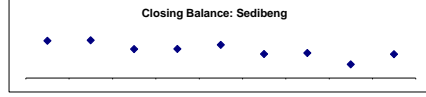
**GT423 Lesedi ( Medium )**

Opening Balance	3 888	31 161	3 784	5 970	2 664	3 783	3 149	4 413	938
Plus Receipts	70 099	15 017	46 601	33 286	35 252	37 191	28 172	31 069	28 952
SubTotal	73 987	46 178	50 385	39 256	37 916	40 973	31 321	35 483	29 890
Less Payments	42 827	42 394	44 415	36 592	34 133	37 825	26 908	34 544	25 091
Closing Balance	31 161	3 784	5 970	2 664	3 783	3 149	4 413	938	4 799



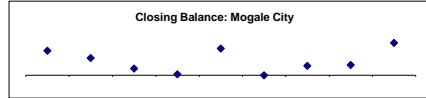
**DC42 Sedibeng ( Medium )**

Opening Balance	117 972	89 312	90 466	69 346	69 798	79 575	57 415	59 762	32 313
Plus Receipts	90 610	1 206	11 223	7 514	94 829	(4 888)	5 350	7 218	70 483
SubTotal	208 583	90 518	101 689	76 860	164 626	74 686	62 765	66 980	102 796
Less Payments	119 270	53	32 343	7 062	85 052	17 272	3 003	34 667	45 866
Closing Balance	89 312	90 466	69 346	69 798	79 575	57 415	59 762	32 313	56 930




**GT481 Mogale City ( High )**

Opening Balance	17 649	28 787	20 189	7 711	903	31 388	(300)	10 934	11 898
Plus Receipts	183 862	161 503	142 412	96 630	211 680	109 694	117 801	131 391	205 773
SubTotal	201 511	190 290	162 601	103 342	212 584	141 083	117 501	142 324	217 671
Less Payments	172 724	170 101	154 889	104 438	181 196	141 383	106 567	130 427	179 676
Closing Balance	28 787	20 189	7 711	903	31 388	(300)	10 934	11 898	37 995



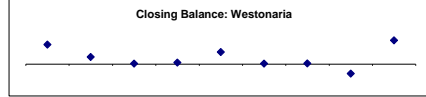
**GT482 Randfontein ( High )**

Opening Balance	(2 832)	(2 832)	(23 366)	(38 515)	(47 283)	(32 893)	(24 722)	(39 762)	(26 291)
Plus Receipts	66 324	36 854	48 020	28 065	92 447	58 884	37 858	59 802	88 387
SubTotal	63 493	34 022	24 655	(10 450)	45 164	25 992	13 137	20 041	62 096
Less Payments	66 325	57 388	63 170	36 833	78 057	50 713	52 899	46 331	56 427
Closing Balance	(2 832)	(23 366)	(38 515)	(47 283)	(32 893)	(24 722)	(39 762)	(26 291)	5 669



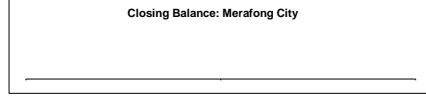
**GT483 Westonaria ( Medium )**

Opening Balance	868	22 481	8 153	566	1 837	13 867	612	756	(10 923)
Plus Receipts	58 420	23 850	29 897	20 357	45 086	39 530	24 744	22 333	77 696
SubTotal	59 288	46 331	38 051	20 923	46 923	53 397	25 356	23 089	66 773
Less Payments	36 807	38 178	37 485	19 085	33 056	52 785	24 600	34 012	39 290
Closing Balance	22 481	8 153	566	1 837	13 867	612	756	(10 923)	27 483



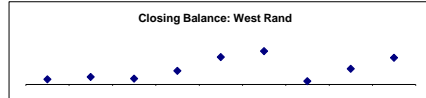
**GT484 Merafong City ( High )**

Opening Balance									
Plus Receipts									
SubTotal									
Less Payments									
Closing Balance									




**DC48 West Rand ( Medium )**

Opening Balance	4 697	9 311	13 875	10 581	25 535	51 406	62 486	6 012	29 146
Plus Receipts	69 217	3 907	2 638	1 383	16 858	50 203	594	632	49 196
SubTotal	73 914	13 218	16 514	11 963	42 394	101 609	63 080	6 644	78 342
Less Payments	64 602	(658)	5 933	(13 572)	(9 012)	39 123	57 069	(22 502)	28 102
Closing Balance	9 311	13 875	10 581	25 535	51 406	62 486	6 012	29 146	50 240




**KZ KWAZULU-NATAL**  
**ETH eThekwi ( High )**

Opening Balance	3 224 318	3 536 261	3 443 850	3 081 519	2 968 159	3 058 206	3 979 466	3 745 252	4 070 227
Plus Receipts	2 572 022	1 955 296	1 958 225	1 660 385	2 073 173	2 833 384	1 550 256	1 938 710	2 630 131
SubTotal	5 796 340	5 491 557	5 402 075	4 741 904	5 041 332	5 891 590	5 529 723	5 683 962	6 700 358
Less Payments	2 260 079	2 047 707	2 320 557	1 773 744	1 983 127	1 912 124	1 784 471	1 613 735	1 880 119
Closing Balance	3 536 261	3 443 850	3 081 519	2 968 159	3 058 206	3 979 466	3 745 252	4 070 227	4 820 239




**KZN211 Vulamehlo ( Low )**

Opening Balance	21 766	18 834	15 539	11 634	11 208	4 654	6 698	2 109	11 886
Plus Receipts	25 376	1 394	1 276	1 412	5 408	2 509	5 190	104	15 992
SubTotal	25 376	23 161	20 110	16 951	17 042	13 717	9 844	6 802	18 100
Less Payments	3 609	4 326	4 571	5 316	5 834	9 063	3 146	4 693	6 215
Closing Balance	21 766	18 834	15 539	11 634	11 208	4 654	6 698	2 109	11 886




**KZN212 Umdoni ( Medium )**

Opening Balance	(11 248)	13 700	10 866	4 098	7 118	2 417	1 836	5 305	25 308
Plus Receipts	88 173	15 884	14 965	25 877	14 940	30 394	18 186	25 308	30 613
SubTotal	76 926	29 584	25 831	29 975	22 058	32 811	20 022	30 613	56 921
Less Payments	63 225	18 718	21 734	22 857	19 641	30 975	14 717	26 982	26 982
Closing Balance	13 700	10 866	4 098	7 118	2 417	1 836	5 305	3 631	30 613




**KZN213 Umzumbe ( Low )**

Opening Balance	27 956	38 788	36 079	34 286	29 674	36 416	40 359	33 279	63 306
Plus Receipts	32 749	16 534	954	2 619	1 001	16 218	10 486	748	37 348
SubTotal	32 749	44 490	39 742	38 697	35 287	45 892	46 901	41 107	70 627
Less Payments	4 793	5 702	3 663	4 411	5 613	9 476	6 542	7 828	7 321
Closing Balance	27 956	38 788	36 079	34 286	29 674	36 416	40 359	33 279	63 306




**KZN214 uMuziwabantu ( Low )**

Opening Balance	1 761	6 315	1 777	2 983	1 619	640	1 376	1 016	6 362
Plus Receipts	32 677	4 992	10 446	14 147	16 173	19 556	6 362	7 738	13 834
SubTotal	34 438	11 307	12 223	17 130	17 792	20 196	7 738	8 754	24 606
Less Payments	28 142	9 530	9 240	15 512	17 152	18 820	6 273	7 738	10 740
Closing Balance	6 315	1 777	2 983	1 619	640	1 376	1 016	908	13 866



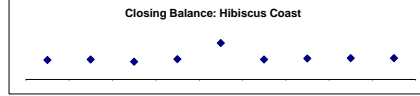
**KZN215 Ezinqoleni ( Low )**

Opening Balance	18 343	33 519	32 411	28 554	27 980	29 245	27 053	26 676	25 073
Plus Receipts	16 980	887	384	1 067	5 238	193	2 610	593	13 834
SubTotal	35 323	34 406	32 794	29 622	33 219	29 438	29 663	27 269	38 906
Less Payments	1 804	1 996	4 240	1 641	3 974	2 385	2 988	2 197	2 400
Closing Balance	33 519	32 411	28 554	27 980	29 245	27 053	26 676	25 073	36 506




**KZN216 Hibiscus Coast ( High )**

Opening Balance	37 454	46 067	47 219	41 863	47 862	86 136	47 129	49 663	50 414
Plus Receipts	135 871	84 837	142 127	61 590	163 229	63 397	54 322	57 152	84 657
SubTotal	173 325	130 904	189 345	103 453	211 090	149 533	101 451	106 815	135 072
Less Payments	127 258	83 685	147 482	55 591	124 954	102 404	51 787	56 401	84 676
Closing Balance	46 067	47 219	41 863	47 862	86 136	47 129	49 663	50 414	50 396



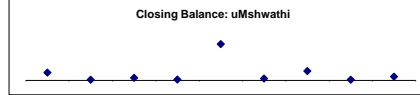
**DC21 Ugu ( High )**

Opening Balance	42 023	189 048	144 766	88 406	65 519	120 163	141 820	110 095	90 872
Plus Receipts	255 488	20 129	22 888	26 190	101 648	97 375	20 162	27 030	150 660
SubTotal	297 511	209 177	167 654	114 596	167 168	217 538	161 982	137 126	241 532
Less Payments	108 463	64 410	79 249	49 077	47 005	75 718	51 886	46 254	76 253
Closing Balance	189 048	144 766	88 406	65 519	120 163	141 820	110 095	90 872	165 279




**KZN221 uMshwathi ( Low )**

Opening Balance	308	2 874	207	904	254	13 694	645	3 511	210
Plus Receipts	38 082	7 569	7 774	5 622	18 450	6 396	9 033	3 986	31 908
SubTotal	38 390	10 443	7 980	6 526	18 704	20 090	9 678	7 497	32 118
Less Payments	35 516	10 236	7 076	6 272	5 010	19 445	6 167	7 287	30 732
Closing Balance	2 874	207	904	254	13 694	645	3 511	210	1 387




**KZN222 uMngeni ( Medium )**

Opening Balance	3 178	(3 835)	4 524	5 358	5 352	21 473	15 102	13 552	18 838
Plus Receipts	36 851	15 355	23 007	14 292	24 623	16 125	14 340	14 813	28 665
SubTotal	40 029	11 520	27 531	19 649	29 975	37 598	29 442	28 365	47 503
Less Payments	43 864	6 996	22 174	14 298	8 502	22 496	15 890	9 527	21 060
Closing Balance	(3 835)	4 524	5 358	5 352	21 473	15 102	13 552	18 838	26 443




**KZN223 Mpofana ( Low )**

Opening Balance	402	8 846	7 217	5 692	5 043	4 443	3 321	2 329	1 020
Plus Receipts	16 303	7 985	6 162	4 346	5 686	11 534	4 028	4 137	11 868
SubTotal	16 706	16 831	13 379	10 038	10 729	15 978	7 349	6 466	12 887
Less Payments	7 860	9 614	7 687	4 995	6 286	12 656	5 020	5 447	6 803
Closing Balance	8 846	7 217	5 692	5 043	4 443	3 321	2 329	1 020	6 085




**KZN224 Impendle ( Low )**

Opening Balance	890	10 167	13 037	9 029	18 587	11 505	12 762	17 999	13 939
Plus Receipts	10 598	5 389	76	12 035	3 934	2 824	7 886	3 052	10 011
SubTotal	11 488	15 556	13 113	21 063	22 521	14 329	20 648	21 051	23 950
Less Payments	1 321	2 518	4 084	2 476	11 016	1 567	2 649	7 113	4 015
Closing Balance	10 167	13 037	9 029	18 587	11 505	12 762	17 999	13 939	19 934




**KZN225 Msunduzi ( High )**

Opening Balance	48 495	61 368	47 741	95 407	125 386	66 908	90 545	61 066	84 988
Plus Receipts	356 972	235 001	233 270	257 263	364 279	243 115	214 731	183 308	363 701
SubTotal	356 972	283 495	294 637	305 004	459 686	368 501	281 639	273 853	424 767
Less Payments	308 477	222 128	246 896	209 597	334 300	301 593	191 094	212 787	339 779
Closing Balance	48 495	61 368	47 741	95 407	125 386	66 908	90 545	61 066	84 988




**KZN226 Mkhambathini ( Medium )**

Opening Balance	15 477	1 640	923	737	7 799	1 484	1 698	2 169	12 566
Plus Receipts	15 477	15 001	11 937	9 646	12 403	8 482	6 473	4 468	12 678
SubTotal	2 116	3 987	3 028	5 042	5 405	3 706	4 174	4 356	3 565
Less Payments	13 361	11 014	8 909	4 604	6 998	4 776	2 300	112	9 113
Closing Balance	15 477	1 640	923	737	7 799	1 484	1 698	2 169	12 566




**KZN227 Richmond ( Low )**

Opening Balance	1 752	2 168	1 725	(116)	860	8 015	694	112	494
Plus Receipts	20 796	10 181	1 564	1 828	9 789	847	1 553	3 833	3 945
SubTotal	22 548	12 349	3 289	1 711	10 648	8 862	2 247	3 945	494
Less Payments	20 381	10 623	3 406	852	2 633	8 168	2 135	3 451	494
Closing Balance	2 168	1 725	(116)	860	8 015	694	112	494	494



**DC22 uMngungundlovu ( Medium )**

Opening Balance	21 447	67 007	59 650	47 415	48 634	105 502	23 999	38 759	6 238
Plus Receipts	167 354	14 680	5 077	26 534	98 114	2 454	31 340	6 357	108 236
SubTotal	188 800	81 686	64 727	73 949	146 748	107 956	55 339	45 116	114 474
Less Payments	121 794	22 036	17 313	25 315	41 246	83 956	16 581	38 877	47 137
Closing Balance	67 007	59 650	47 415	48 634	105 502	23 999	38 759	6 238	67 337




**KZN232 Emnambithi/Ladysmith ( High )**


Opening Balance	1 895	16 130	(20 529)	(58 976)	(75 836)	(98 599)	(114 332)	(120 861)	(137 235)
Plus Receipts	68 709	4 837	36 607	11 029	49 752	35			

**KZN233 Indaka ( Low )**


Opening Balance	5 569	5 025	288	3 812	1 055	21 835	21 222	18 882	
Plus Receipts	27 507	1 515	1 014	6 057	2 356	25 667	1 965	3 350	21 885
Sub Total	27 507	7 084	6 039	6 344	6 168	26 721	23 800	24 571	40 767
Less Payments	21 938	2 059	5 751	2 532	5 113	4 886	2 578	5 690	18 722
Closing Balance	5 569	5 025	288	3 812	1 055	21 835	21 222	18 882	22 045

**KZN234 Umtshezi ( Medium )**

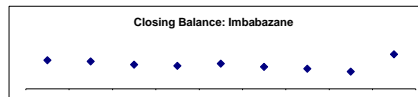
Opening Balance	8 691	9 806	17 187	10 925	18 650	23 190	21 601	17 414	31 240
Plus Receipts	21 506	25 411	33 823	27 410	15 718	12 942	21 504	21 552	22 916
Sub Total	30 198	35 216	51 010	38 335	34 367	36 132	43 105	38 965	54 155
Less Payments	20 392	18 029	40 085	19 685	11 178	14 531	25 691	7 726	32 852
Closing Balance	9 806	17 187	10 925	18 650	23 190	21 601	17 414	31 240	21 303

**KZN235 Okhahlamba ( Low )**

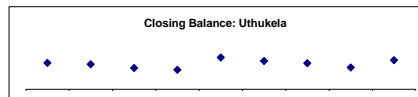
Opening Balance	34 976	54 667	54 340	51 706	48 729	66 702	59 335	59 041	62 012
Plus Receipts	25 162	6 401	3 838	2 265	23 197	919	5 089	8 686	23 913
Sub Total	60 138	61 069	58 178	53 971	71 925	67 621	64 424	67 727	85 925
Less Payments	5 470	6 729	6 472	5 243	5 224	8 286	5 383	5 715	9 637
Closing Balance	54 667	54 340	51 706	48 729	66 702	59 335	59 041	62 012	76 288

**KZN236 Imbabazane ( Low )**


Opening Balance	10 088	40 420	38 800	34 207	32 344	35 558	30 902	28 403	24 320
Plus Receipts	34 102	4 349	252	1 539	11 645	35	3 780	3 704	28 455
Sub Total	44 190	44 770	39 053	35 745	43 989	35 593	34 682	32 107	52 775
Less Payments	3 770	5 969	4 846	3 401	8 431	4 692	6 279	7 787	4 005
Closing Balance	40 420	38 800	34 207	32 344	35 558	30 902	28 403	24 320	48 770

**DC23 Uthukela ( Medium )**

Opening Balance	(7 962)	124 089	117 779	99 986	90 887	149 902	133 044	122 690	102 243
Plus Receipts	142 816	11 804	11 587	12 463	88 265	13 601	12 785	12 239	69 348
Sub Total	134 854	135 893	129 366	112 448	179 152	163 502	145 829	134 930	171 591
Less Payments	10 765	18 114	29 381	21 561	29 250	30 458	23 138	32 686	34 280
Closing Balance	124 089	117 779	99 986	90 887	149 902	133 044	122 690	102 243	137 311

**KZN241 Endumeni ( Medium )**


Opening Balance	1 193	3 020	1 881	793	1 420	(4 259)	1 253	95	125
Plus Receipts	27 564	46 743	37 798	20 458	14 477	33 198	17 024	21 277	20 995
Sub Total	28 757	49 763	39 679	21 251	16 898	28 939	18 277	21 372	21 120
Less Payments	25 737	47 881	38 886	19 831	20 157	27 686	18 182	21 247	18 040
Closing Balance	3 020	1 881	793	1 420	(4 259)	1 253	95	125	3 080

**KZN242 Nquthu ( Low )**


Opening Balance	13 275	50 093	46 914	38 740	36 600	48 937	43 815	37 268	34 278
Plus Receipts	43 569	1 355	2 269	3 994	22 253	4 304	1 835	5 641	28 274
Sub Total	56 845	51 448	49 183	42 734	58 853	53 242	45 649	42 909	62 552
Less Payments	6 752	4 534	10 443	6 133	9 916	9 427	8 381	8 631	7 783
Closing Balance	50 093	46 914	38 740	36 600	48 937	43 815	37 268	34 278	54 769

**KZN244 Msinga ( Low )**


Opening Balance		35 747	36 719	33 758	30 765	27 777	25 842	20 708	
Plus Receipts	39 576	2 656	564	39	44	833	39	39	
Sub Total	39 576	38 403	37 282	33 797	30 809	28 610	25 881	20 748	
Less Payments	3 829	1 684	3 524	3 032	3 032	2 768	5 172	3 373	
Closing Balance	35 747	36 719	33 758	30 765	27 777	25 842	20 708	17 375	

**KZN245 Umvoti ( Medium )**


Opening Balance		15 833	14 036	11 397	9 830	8 628			
Plus Receipts	20 359	7 569	7 288	8 469	7 444	17 076			
Sub Total	20 359	23 403	21 324	19 866	17 274	25 704			
Less Payments	4 525	9 367	9 927	10 036	8 646	10 752			
Closing Balance	15 833	14 036	11 397	9 830	8 628	14 953			

**DC24 Umzinyathi ( Low )**


Opening Balance	11 437	43 027	3 749	27 127	9 927	11 785	36 355	57 578	10 341
Plus Receipts	106 365	6 333	65 651	32 497	57 424	71 668	44 486	7 389	159 162
Sub Total	117 802	49 360	69 400	59 624	67 352	83 453	80 841	64 967	169 503
Less Payments	74 775	45 611	42 273	49 696	55 566	47 098	23 263	54 626	94 457
Closing Balance	43 027	3 749	27 127	9 927	11 785	36 355	57 578	10 341	75 046

**KZN252 Newcastle ( High )**


Opening Balance	260 436	232 603	238 191	354 326	326 708	312 020	380 365	377 512	397 594
Plus Receipts	55 641	105 986	206 246	60 784	77 071	166 481	76 929	97 680	75 596
Sub Total	316 076	338 589	444 437	415 110	403 779	478 501	457 294	475 192	473 190
Less Payments	83 474	100 398	90 110	88 402	91 759	98 136	79 782	77 598	85 703
Closing Balance	232 603	238 191	354 326	326 708	312 020	380 365	377 512	397 594	387 487

**KZN253 eMadlangeni ( Low )**


Opening Balance	(510)	2 433	(957)	(2 929)	(4 150)	(1 446)	(2 870)		
Plus Receipts	1 096	6 679	2 804	1 437	1 252	6 010	1 582	1 612	
Sub Total	1 096	6 169	5 237	480	(1 677)	1 860	135	(1 257)	
Less Payments	1 606	3 735	6 195	3 408	2 473	3 306	3 005	1 986	
Closing Balance	(510)	2 433	(957)	(2 929)	(4 150)	(1 446)	(2 870)	(3 243)	

**KZN254 Dannhauser ( Low )**


Opening Balance	3	21 864	15 771	9 458	5 281	8 131	6 303	1 267	408
Plus Receipts	27 112	1 771	5 049	3 380	14 701	4 877	3 328	5 027	14 110
Sub Total	27 115	23 635	20 821	12 838	19 982	13 008	9 630	6 294	14 518
Less Payments	5 251	7 864	11 363	7 557	11 851	6 705	8 364	5 886	10 987
Closing Balance	21 864	15 771	9 458	5 281	8 131	6 303	1 267	408	3 531

**DC25 Amajuba ( Low )**


Opening Balance									
Plus Receipts									
Sub Total									
Less Payments									
Closing Balance									

**KZN261 eDumbe ( Low )**


Opening Balance	251	13 277	2 057	151	613	11 150	1 283	1 466	295
Plus Receipts	30 984	3 054	6 155	2 894	14 838	7 483	5 635	5 300	11 451
Sub Total	31 236	16 331	8 212	3 045	15 451	18 633	6 918	6 766	11 746
Less Payments	17 959	14 274	8 061	2 432	4 300	17 350	5 452	6 471	6 211
Closing Balance	13 277	2 057	151	613	11 150	1 283	1 466	295	5 535

**KZN262 uPhongolo ( Low )**

Opening Balance	2 980	9 594	2 816	3 116	3 463	16 834	5 456	7 830	4 308
Plus Receipts	32 737	8 972	9 760	13 517	22 936	18 252	10 124	7 269	27 559
Sub Total	35 717	18 566	12 576	16 633	26 399	35 086	15 580	15 099	31 866
Less Payments	26 123	15 749	9 461	13 170	9 565	29 630	7 750	10 791	10 006
Closing Balance	9 594	2 816	3 116	3 463	16 834	5 456	7 830	4 308	21 860

**KZN263 Abaqulusi ( Low )**

Opening Balance	1 010	3 035	10 326	7 496	6 089	428	8 593	5 408	(401)
Plus Receipts	14 076	34 210	24 626	23 369	17 847	33 546	21 072	17 046	53 844
Sub Total	15 086	37 245	34 952	30 865	23 936	33 974	29 665	22 454	53 443
Less Payments	12 051	26 919	27 456	24 777	23 508	25 381	24 257	22 856	30 979
Closing Balance	3 035	10 326	7 496	6 089	428	8 593	5 408	(401)	22 464

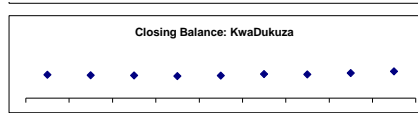




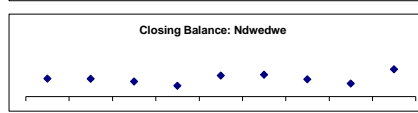


**KZN292 KwaDukuza ( High )**

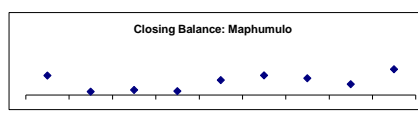
Opening Balance	252 221	276 874	270 328	268 584	260 265	266 302	285 039	281 679	297 578
Plus Receipts	69 837	63 592	54 436	46 240	72 359	94 836	64 955	72 433	83 486
SubTotal	322 058	340 467	324 764	314 823	332 625	361 138	349 994	354 112	381 063
Less Payments	45 184	70 139	56 180	54 558	66 323	76 099	68 315	56 534	64 090
Closing Balance	276 874	270 328	268 584	260 265	266 302	285 039	281 679	297 578	316 974

**KZN293 Ndwedwe ( Low )**

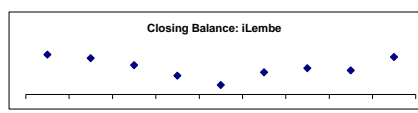
Opening Balance	3 610	21 314	21 139	17 825	12 799	24 924	25 842	20 464	15 575
Plus Receipts	23 562	3 656	1 323	431	17 572	6 472	774	2 915	22 168
SubTotal	27 172	24 970	22 462	18 256	30 371	31 396	26 617	23 379	37 743
Less Payments	5 858	3 831	4 637	5 457	5 447	5 554	6 153	7 804	5 404
Closing Balance	21 314	21 139	17 825	12 799	24 924	25 842	20 464	15 575	32 339

**KZN294 Maphumulo ( Medium )**

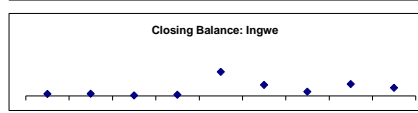
Opening Balance	1 501	23 162	3 984	5 973	4 747	17 630	23 322	19 859	12 891
Plus Receipts	28 737	2 737	6 922	5 537	18 335	13 099	988	(4 498)	22 640
SubTotal	30 238	25 899	10 906	11 510	23 082	30 729	24 310	15 361	35 530
Less Payments	7 077	21 915	4 933	6 763	5 452	7 408	4 451	2 471	5 105
Closing Balance	23 162	3 984	5 973	4 747	17 630	23 322	19 859	12 891	30 425

**DC29 iLembe ( Low )**

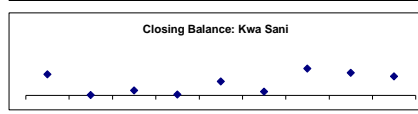
Opening Balance	62 622	188 601	172 177	138 821	89 110	44 914	105 288	124 427	114 238
Plus Receipts	145 451	9 434	8 838	16 794	16 915	127 612	28 347	17 034	89 741
SubTotal	208 073	198 035	181 015	155 615	106 025	172 526	133 636	141 461	203 979
Less Payments	19 472	25 858	42 194	66 505	61 111	67 238	9 209	27 223	26 416
Closing Balance	188 601	172 177	138 821	89 110	44 914	105 288	124 427	114 238	177 564

**KZN431 Ingwe ( Medium )**

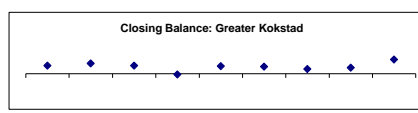
Opening Balance	216	988	1 052	264	548	11 379	5 224	1 987	5 608
Plus Receipts	20 147	5 473	4 500	11 660	15 803	10 607	3 155	9 272	21 737
SubTotal	20 363	6 461	5 552	11 924	16 352	21 985	8 379	11 259	27 345
Less Payments	19 375	5 408	5 288	11 375	4 973	16 762	6 392	5 650	23 480
Closing Balance	988	1 052	264	548	11 379	5 224	1 987	5 608	3 866

**KZN432 Kwa Sani ( Low )**

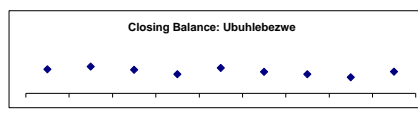
Opening Balance	(69)	4 975	56	1 167	205	3 286	864	6 347	5 327
Plus Receipts	11 628	3 305	4 701	1 306	5 524	4 105	7 779	2 506	4 483
SubTotal	11 559	8 281	4 757	2 473	5 729	7 391	8 643	8 854	9 810
Less Payments	6 583	8 224	3 590	2 269	2 443	6 527	2 295	3 527	5 318
Closing Balance	4 975	56	1 167	205	3 286	864	6 347	5 327	4 491

**KZN433 Greater Kokstad ( Low )**

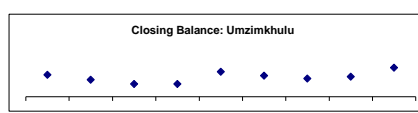
Opening Balance	2 082	7 602	9 585	7 513	(790)	7 027	6 604	4 365	5 722
Plus Receipts	44 023	31 218	41 765	10 531	22 136	18 958	14 077	17 149	33 071
SubTotal	46 115	38 820	51 361	18 044	21 346	25 985	20 682	21 514	38 792
Less Payments	38 513	29 225	43 848	18 833	14 320	19 380	16 317	15 792	25 498
Closing Balance	7 602	9 585	7 513	(790)	7 027	6 604	4 365	5 722	13 294

**KZN434 Ubuhlebezwe ( Low )**

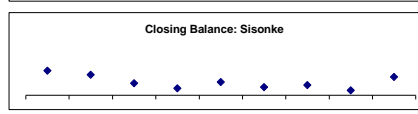
Opening Balance		28 247	31 530	27 650	22 475	29 881	25 267	22 476	18 870
Plus Receipts	33 569	7 584	1 839	(828)	14 239	378	1 710	1 576	18 549
SubTotal	33 569	36 830	33 369	26 822	36 714	30 259	26 977	24 053	37 419
Less Payments	5 322	4 300	5 720	4 347	6 833	4 992	4 501	5 182	11 906
Closing Balance	28 247	31 530	27 650	22 475	29 881	25 267	22 476	18 870	25 513

**KZN435 Umzimkhulu ( Medium )**

Opening Balance	3 950	51 624	40 211	30 201	29 983	58 892	49 599	42 854	47 387
Plus Receipts	55 718	2 177	2 935	7 824	38 375	1 170	3 766	19 446	32 851
SubTotal	59 668	53 802	43 146	38 025	68 359	60 062	53 365	62 300	80 239
Less Payments	8 044	13 591	12 945	8 041	9 467	10 463	10 511	14 912	11 715
Closing Balance	51 624	40 211	30 201	29 983	58 892	49 599	42 854	47 387	68 524




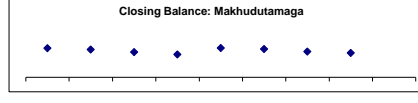

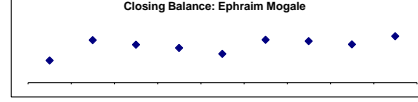
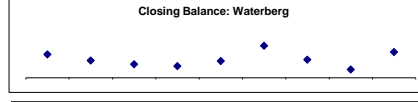
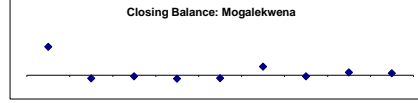
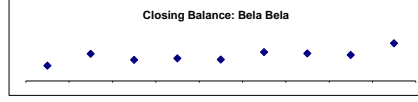
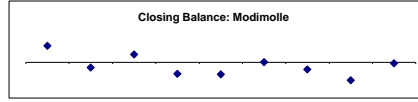


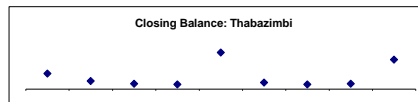
**DC43 Sisonke ( Low )**

Opening Balance		115 385	96 180	55 709	32 283	61 331	37 911	47 205	22 290
Plus Receipts	172 014	3 084	1 108	3 130	55 612	45 409	38 062	2 402	85 158
SubTotal	172 014	118 469	97 288	58 839	87 895	106 739	75 973	49 607	107 448
Less Payments	56 629	22 288	41 579	26 556	26 564	68 828	28 768	27 317	21 677
Closing Balance	115 385	96 180	55 709	32 283	61 331	37 911	47 205	22 290	85 771






<b>LIM361 Thabazimbi ( Low )</b>									
Opening Balance	520	9 237	4 843	3 241	2 837	21 627	3 937	2 865	3 237
Plus Receipts	45 355	10 053	24 271	8 628	29 786	10 185	7 992	7 526	45 236
Sub Total	45 874	19 290	29 114	11 870	32 622	31 811	11 929	10 390	48 473
Less Payments	36 637	14 447	25 873	9 033	10 996	27 874	9 065	7 153	31 020
Closing Balance	9 237	4 843	3 241	2 837	21 627	3 937	2 865	3 237	17 453
<b>LIM362 Lephalale ( Medium )</b>									
Opening Balance		30 152	37 228	21 744	13 609	4 328	7 488	13 631	19 512
Plus Receipts	55 927	19 106	13 336	14 937	17 145	34 776	26 074	25 718	42 657
Sub Total	55 927	49 258	50 564	36 681	30 754	39 104	33 562	39 349	62 168
Less Payments	25 775	12 030	28 820	23 072	26 426	31 616	19 930	19 838	29 781
Closing Balance	30 152	37 228	21 744	13 609	4 328	7 488	13 631	19 512	32 388
<b>LIM364 Mookgopong ( Medium )</b>									
Opening Balance	(6 910)	(4 006)	(5 073)	(4 601)	(3 958)	(5 370)			
Plus Receipts	16 115	20 070	8 683	8 271	7 551	9 358			
Sub Total	9 204	16 063	3 610	3 671	3 594	3 989			
Less Payments	13 211	21 136	8 211	7 628	8 964	3 693			
Closing Balance	(4 006)	(5 073)	(4 601)	(3 958)	(5 370)	295			
<b>LIM365 Modimolle ( Low )</b>									
Opening Balance	3 100	7 801	(2 460)	3 697	(5 390)	(5 684)	109	(3 328)	(8 442)
Plus Receipts	11 850	10 578	29 181	11 676	13 130	31 664	12 748	9 572	24 136
Sub Total	14 950	18 379	26 721	15 373	7 740	25 980	12 857	6 244	15 694
Less Payments	7 149	20 839	23 024	20 763	13 423	25 871	16 185	14 686	16 102
Closing Balance	7 801	(2 460)	3 697	(5 390)	(5 684)	109	(3 328)	(8 442)	(408)
<b>LIM366 Bela Bela ( Medium )</b>									
Opening Balance		14 489	25 731	19 956	21 246	20 256	27 217	25 930	24 548
Plus Receipts	31 241	26 076	11 766	12 724	13 481	21 121	14 599	10 977	25 090
Sub Total	31 241	40 565	37 496	32 680	34 727	41 377	41 815	36 908	49 637
Less Payments	16 751	14 835	17 540	11 434	14 472	14 160	15 885	12 360	14 078
Closing Balance	14 489	25 731	19 956	21 246	20 256	27 217	25 930	24 548	35 560
<b>LIM367 Mogalakwena ( Low )</b>									
Opening Balance	294 035	148 737	(17 827)	(6 384)	(19 031)	(16 265)	44 133	(7 130)	13 693
Plus Receipts	(115 580)	(116 907)	37 616	32 502	50 594	119 647	(7 510)	59 313	41 154
Sub Total	178 455	31 829	19 788	26 118	31 563	103 382	36 623	52 183	54 846
Less Payments	29 718	49 657	26 172	45 149	47 828	59 249	43 753	38 490	45 506
Closing Balance	148 737	(17 827)	(6 384)	(19 031)	(16 265)	44 133	(7 130)	13 693	9 341
<b>DC36 Waterberg ( Low )</b>									
Opening Balance	5 537	8 322	6 137	4 805	4 170	5 939	11 399	6 467	2 956
Plus Receipts	40 731	17 828	22 877	17 676	9 153	30 474	14 291	24 919	56 562
Sub Total	46 269	26 150	29 014	22 481	13 323	36 413	25 690	31 386	59 518
Less Payments	37 947	20 012	24 210	18 311	7 384	25 014	19 223	28 430	50 371
Closing Balance	8 322	6 137	4 805	4 170	5 939	11 399	6 467	2 956	9 146
<b>LIM471 Ephraim Mogale ( Low )</b>									
Opening Balance		25 463	49 174	43 971	40 202	33 246	49 621	48 088	44 247
Plus Receipts	30 581	34 751	6 307	5 360	4 754	24 789	7 776	4 632	21 688
Sub Total	30 581	60 215	55 481	49 331	44 956	58 035	57 396	52 721	65 934
Less Payments	5 118	11 041	11 510	9 129	11 710	8 414	9 308	8 474	12 074
Closing Balance	25 463	49 174	43 971	40 202	33 246	49 621	48 088	44 247	53 860
<b>LIM472 Elias Motsoaledi ( Medium )</b>									
Opening Balance	11 955								
Plus Receipts	11 246								
Sub Total	23 202								
Less Payments	11 594								
Closing Balance	11 608								
<b>LIM473 Makhuduthamaga ( Low )</b>									
Opening Balance	76 006	137 964	131 209	119 199	108 236	138 353	134 002	121 510	
Plus Receipts	72 434	1 671	4 178	686	43 865	5 518	1 640	5 105	
Sub Total	148 441	139 636	135 387	119 886	152 101	143 870	135 642	126 615	
Less Payments	10 476	8 427	16 188	11 650	13 749	9 868	14 132	11 597	
Closing Balance	137 964	131 209	119 199	108 236	138 353	134 002	121 510	115 018	
<b>LIM474 Fetakgomo ( Low )</b>									
Opening Balance									
Plus Receipts									
Sub Total									
Less Payments									
Closing Balance									
<b>LIM475 Greater Tubatse ( Low )</b>									
Opening Balance	(5 295)	(59 423)	(3 252)	(11 316)	(21 557)	(33 148)	7 540	(640)	
Plus Receipts	(21 597)	67 654	7 810	4 981	5 683	58 625	5 792	(4 324)	
Sub Total	(26 892)	8 231	4 558	(6 336)	(15 875)	25 477	13 332	(4 963)	
Less Payments	32 531	11 483	15 874	15 222	17 273	17 937	13 972	14 853	
Closing Balance	(59 423)	(3 252)	(11 316)	(21 557)	(33 148)	7 540	(640)	(19 816)	
<b>DC47 Sekhukhune ( High )</b>									
Opening Balance		249 566	213 713	164 810	237 165	192 206	187 840	241 504	202 449
Plus Receipts	294 000	14 484	2 424	121 720	76 042	52 349	93 853	19 051	283 744
Sub Total	294 000	264 050	216 138	286 530	313 207	244 555	281 693	260 556	486 193
Less Payments	44 434	50 337	51 327	49 385	121 000	56 716	40 189	58 106	51 221
Closing Balance	249 566	213 713	164 810	237 165	192 206	187 840	241 504	202 449	434 973



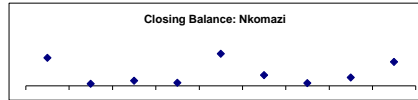


**MP323 Umjindi ( Medium )**


Opening Balance	(754)	25 096	46 670	41 513	49 489	50 774	50 516	52 264	47 809
Plus Receipts	63 004	33 348	9 267	18 315	16 017	12 802	14 674	10 084	11 341
Sub Total	62 251	58 444	55 936	59 828	65 506	63 576	65 390	62 348	59 150
Less Payments	37 155	11 775	14 423	10 339	14 732	13 060	13 126	14 538	52 634
Closing Balance	25 096	46 670	41 513	49 489	50 774	50 516	52 264	47 809	6 516

**MP324 Nkomazi ( Medium )**

Opening Balance	1 881	65 963	4 606	11 912	6 886	75 612	24 759	6 086	19 209
Plus Receipts	168 318	20 032	67 350	22 085	102 348	53 194	22 899	51 909	85 885
Sub Total	170 199	85 995	71 955	33 997	109 234	128 805	47 658	57 995	105 095
Less Payments	104 236	81 390	60 044	27 111	33 622	104 046	41 572	38 786	48 772
Closing Balance	65 963	4 606	11 912	6 886	75 612	24 759	6 086	19 209	56 323

**MP325 Bushbuckridge ( Low )**

Opening Balance	4 556	164 234	109 056	39 736	7 356	13 898	91 535		
Plus Receipts	307 536	6 070	11 617	9 271	46 403	182 212	3 082		
Sub Total	312 092	170 304	120 673	49 006	53 759	196 111	94 617		
Less Payments	147 858	61 248	80 937	41 650	39 860	104 576	39 008		
Closing Balance	164 234	109 056	39 736	7 356	13 898	91 535	55 609		

**DC32 Ehlanzeni ( High )**

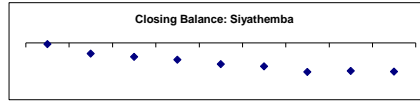
Opening Balance	4 676	48 863	39 936	30 058	21 830	68 013	41 618	32 550	22 210
Plus Receipts	71 167	1 777	182	102	54 661	120	129	(278)	10
Sub Total	75 843	50 639	40 118	30 160	76 492	68 133	41 746	32 272	22 221
Less Payments	26 980	10 703	10 060	8 330	8 479	26 515	9 197	10 061	14 757
Closing Balance	48 863	39 936	30 058	21 830	68 013	41 618	32 550	22 210	7 463



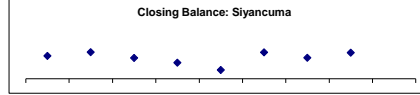


**NC077 Siyathemba ( Medium )**

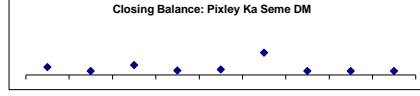
Opening Balance	(3 045)	(25 455)	(32 941)	(39 571)	(50 328)	(55 310)	(68 448)	(66 304)
Plus Receipts	210	(16 676)	(1 746)	(2 067)	(6 599)	149	(5 756)	4 044
Sub Total	210	(19 720)	(27 201)	(35 008)	(46 170)	(50 179)	(61 066)	(61 988)
Less Payments	3 254	5 735	5 741	4 564	4 158	5 131	7 382	1 901
Closing Balance	(3 045)	(25 455)	(32 941)	(39 571)	(50 328)	(55 310)	(68 448)	(66 304)

**NC078 Siyancuma ( Medium )**

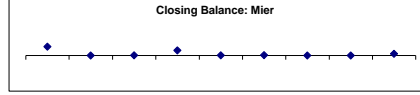
Opening Balance	10 779	12 589	9 812	7 589	4 146	12 488	9 922	
Plus Receipts	16 280	7 599	2 977	2 820	2 731	13 960	2 241	9 141
Sub Total	16 280	18 378	15 566	12 632	10 320	18 106	14 729	19 063
Less Payments	5 500	5 790	5 754	5 043	6 174	5 618	4 807	6 757
Closing Balance	10 779	12 589	9 812	7 589	4 146	12 488	9 922	12 306

**DC7 Pixley Ka Seme (Nc) ( Medium )**

Opening Balance	1 173	3 756	1 957	4 724	2 169	2 630	10 576	1 959	1 908
Plus Receipts	29 073	9 030	10 663	10 353	10 294	12 048	6 996	8 624	14 010
Sub Total	30 247	12 787	12 621	15 077	12 464	14 678	17 572	10 583	15 918
Less Payments	26 490	10 829	7 896	12 908	9 833	4 103	15 612	8 675	13 974
Closing Balance	3 756	1 957	4 724	2 169	2 630	10 576	1 959	1 908	1 944

**NC081 Mier ( Low )**

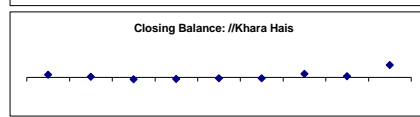
Opening Balance	15	2 082	(8)	58	1 216	32	64	19	11
Plus Receipts	11 494	3 148	2 651	3 819	1 891	4 348	1 502	1 081	5 996
Sub Total	11 509	5 230	2 643	3 877	3 107	4 380	1 567	1 100	6 008
Less Payments	9 427	5 238	2 585	2 661	3 076	4 316	1 548	1 089	5 605
Closing Balance	2 082	(8)	58	1 216	32	64	19	11	403

**NC082 iKail Garib ( Low )**

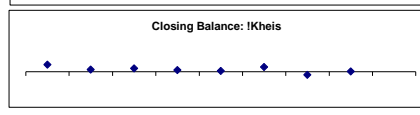
Opening Balance		13 198	6 509	6 267	409	(3 970)	14 518	10 038	5 902
Plus Receipts	21 695	5 217	6 175	7 598	5 144	26 613	9 222	6 561	22 777
Sub Total	21 695	18 414	12 683	13 865	5 553	22 642	23 740	16 599	28 679
Less Payments	8 497	11 905	6 416	13 456	9 523	8 124	13 702	10 697	10 755
Closing Balance	13 198	6 509	6 267	409	(3 970)	14 518	10 038	5 902	17 924

**NC083 //Khara Hais ( Medium )**

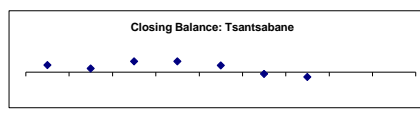
Opening Balance	4 932	5 526	1 362	(4 137)	(3 471)	(1 915)	(2 099)	7 144	2 419
Plus Receipts	35 964	29 957	31 908	23 973	40 124	37 859	37 763	27 402	41 968
Sub Total	40 896	35 483	33 270	19 836	36 654	35 944	35 664	34 546	44 386
Less Payments	35 370	34 121	37 407	23 307	38 569	38 042	28 520	32 127	18 911
Closing Balance	5 526	1 362	(4 137)	(3 471)	(1 915)	(2 099)	7 144	2 419	25 475

**NC084 iKheis ( Low )**


Opening Balance	101	6 572	1 914	3 061	1 525	674	4 299	(3 073)	
Plus Receipts	6 473	6 550	2 376	2 342	3 493	5 965	1 224	4 799	
Sub Total	6 574	13 121	4 290	5 403	5 017	6 639	5 524	1 726	
Less Payments	2	11 207	1 230	3 878	4 343	2 340	8 597	1 539	
Closing Balance	6 572	1 914	3 061	1 525	674	4 299	(3 073)	187	

**NC085 Tsantsabane ( Low )**


Opening Balance	2 362	1 656	854	2 523	1 578	(423)			
Plus Receipts	45 110	10 012	16 852		19 626	25 120	8 363		
Sub Total	47 472	11 668	17 706	2 523	22 149	26 698	7 940		
Less Payments	45 816	10 814	16 182		20 571	27 121	9 104		
Closing Balance	1 656	854	2 523	2 523	1 578	(423)	(1 165)		

**NC086 Kgatelopele ( Low )**

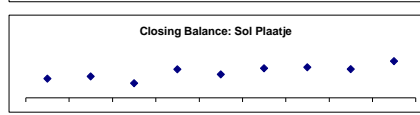
Opening Balance		8 486	10 197	10 349	9 305	9 325	17 602		
Plus Receipts	10 950	5 169	4 489	2 450	3 886	10 938	3 705		
Sub Total	10 950	13 655	14 696	12 799	13 191	20 264	21 307		
Less Payments	2 464	3 458	4 348	3 494	3 866	2 662	3 919		
Closing Balance	8 486	10 197	10 349	9 305	9 325	17 602	17 387		

**DC8 Siyanda ( Medium )**


Opening Balance		2 237	(2 570)	(3 136)	(5 268)	(3 379)	(4 377)	(5 904)	(4 751)
Plus Receipts	20 065	2 044	6 812	8 239	6 821	13 605	5 092	4 973	10 842
Sub Total	20 065	4 281	4 242	5 104	1 553	10 226	7 15	(930)	6 091
Less Payments	17 828	6 851	7 377	10 372	4 932	14 603	6 618	3 821	3 163
Closing Balance	2 237	(2 570)	(3 136)	(5 268)	(3 379)	(4 377)	(5 904)	(4 751)	2 928

**NC091 Sol Plaatje ( High )**

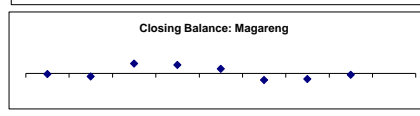
Opening Balance	60 584	89 630	100 576	68 599	134 454	110 343	139 032	143 824	134 759
Plus Receipts	104 922	93 716	74 883	153 352	69 345	118 678	98 810	71 023	136 237
Sub Total	165 507	183 346	175 459	221 951	203 799	229 021	237 841	214 847	270 995
Less Payments	75 877	82 769	106 860	87 498	93 455	89 990	94 017	80 089	98 436
Closing Balance	89 630	100 576	68 599	134 454	110 343	139 032	143 824	134 759	172 559

**NC092 Dikgatlong ( Low )**

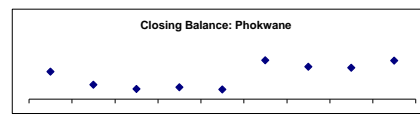
Opening Balance	4 885	18 198	13 757	8 472	1 492				
Plus Receipts	24 669		1 445	1 236	1 672				
Sub Total	29 554	18 198	15 203	9 708	3 164				
Less Payments	11 356	4 441	6 730	8 217	5 453				
Closing Balance	18 198	13 757	8 472	1 492	(2 290)				

**NC093 Magareng ( Low )**


Opening Balance		(759)	(2 969)	9 263	7 848	4 287	(6 416)	(5 482)	
Plus Receipts	1 145	4 406	15 370	2 715	2 282	1 073	2 056	9 802	
Sub Total	1 145	3 647	12 401	11 978	10 130	5 360	(4 360)	4 320	
Less Payments	1 904	6 616	3 138	4 129	5 843	11 776	1 122	5 665	
Closing Balance	(759)	(2 969)	9 263	7 848	4 287	(6 416)	(5 482)	(1 344)	

**NC094 Phokwane ( Medium )**

Opening Balance		28 169	14 786	10 416	12 015	9 866	39 949	33 155	32 125
Plus Receipts	32 680	5 586	12 233	11 785	7 609	42 248	779	10 863	22 304
Sub Total	32 680	33 755	27 019	22 202	19 625	52 114	40 728	44 018	54 429
Less Payments	4 511	18 969	16 602	10 187	9 758	12 165	7 572	11 894	14 837
Closing Balance	28 169	14 786	10 416	12 015	9 866	39 949	33 155	32 125	39 591

**DC9 Frances Baard ( Medium )**

Opening Balance	76 028	105 076	101 209	98 474	93 858	88 003	106 363	104 973	100 465
Plus Receipts	33 357	2 450	3 787	942	1 094	27 462	2 305	1 548	21 573
Sub Total	109 385	107 525	104 996	99 416	94 952	115 465	108 668	106 520	122 038
Less Payments	4 310	6 316	6 522	5 559	6 949	9 103	3 695	6 055	8 379
Closing Balance	105 076	101 209	98 474	93 858	88 003	106 363	104 973	100 465	113 659







**DC39 Dr Ruth Segomotsi Mompati ( Medium )**

Opening Balance	67 566	46 698	24 834	25 381	60 279	36 200	1 513	30 458
Plus Receipts	100 230	2 500	16 884	19 626	80 390	16 280	5 499	116 041
SubTotal	100 230	70 066	63 581	44 460	105 772	76 559	41 699	117 554
Less Payments	32 664	23 369	38 747	19 078	45 493	40 359	40 186	87 096
Closing Balance	67 566	46 698	24 834	25 381	60 279	36 200	1 513	30 458

**NW401 Ventersdorp ( Medium )**

Opening Balance	20 931	15 539	12 243	10 532	20 295	29 349	27 724	30 569
Plus Receipts	24 716	2 873	4 098	2 973	16 652	15 959	4 718	7 348
SubTotal	24 716	23 804	19 637	15 216	27 183	36 253	34 067	34 284
Less Payments	3 785	8 266	7 394	4 684	6 889	6 905	6 342	4 504
Closing Balance	20 931	15 539	12 243	10 532	20 295	29 349	27 724	30 569

**NW402 Tlokwe ( High )**

Opening Balance	110 717	120 488	141 186	161 255	137 810	139 144	130 976	175 589
Plus Receipts	86 274	101 835	81 771	64 361	58 363	51 648	103 260	53 552
SubTotal	196 991	222 322	222 957	225 617	196 173	190 792	234 236	229 141
Less Payments	76 504	81 136	61 702	87 807	57 029	59 815	58 648	64 027
Closing Balance	120 488	141 186	161 255	137 810	139 144	130 976	175 589	165 114

**NW403 City Of Matlosana ( High )**

Opening Balance	38 081	175 612	144 350	74 948	69 156	45 964	102 230	63 166
Plus Receipts	197 580	63 535	68 338	73 292	65 028	187 407	65 630	70 842
SubTotal	235 661	239 146	212 688	148 240	134 184	233 371	167 860	134 009
Less Payments	60 049	94 796	137 740	79 084	88 220	131 140	104 694	99 786
Closing Balance	175 612	144 350	74 948	69 156	45 964	102 230	63 166	34 223


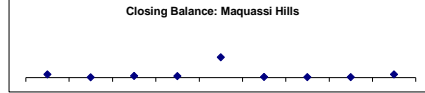
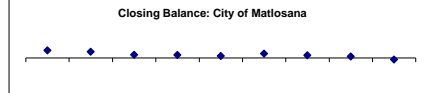
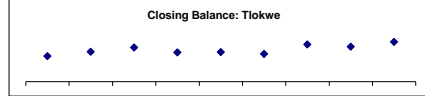
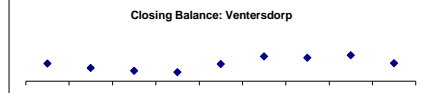
**NW404 Maquassi Hills ( Medium )**

Opening Balance	1 946	3 553	253	1 708	1 564	23 800	618	305
Plus Receipts	64 079	7 396	14 124	9 234	31 583	16 483	11 818	9 924
SubTotal	66 025	10 949	14 377	10 941	33 146	40 284	12 436	10 229
Less Payments	62 472	10 695	12 669	9 378	9 346	39 665	12 131	9 779
Closing Balance	3 553	253	1 708	1 564	23 800	618	305	450

**DC40 Dr Kenneth Kaunda ( Medium )**

Opening Balance	57 855	51 132	43 460	31 880	23 622	17 330	11 274	2 241
Plus Receipts	65 500	1 033	898	1 150	976	807	1 867	1 175
SubTotal	65 500	58 889	52 029	44 610	32 856	24 429	19 197	12 449
Less Payments	7 644	7 757	8 569	12 730	9 234	7 099	7 923	10 208
Closing Balance	57 855	51 132	43 460	31 880	23 622	17 330	11 274	2 241

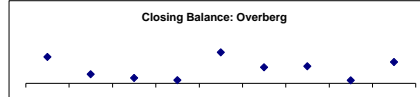
DC39 Dr Ruth Segomotsi Mompati ( Medium )





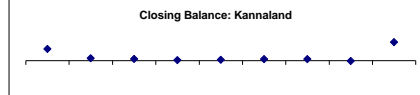
**DC3 Overberg ( Medium )**

Opening Balance	171	12 454	4 305	2 515	1 436	14 630	7 556	8 033	1 380
Plus Receipts	19 825	4 484	6 840	8 750	22 157	6 681	8 824	1 424	17 957
Sub Total	19 996	16 938	11 145	11 265	23 594	21 310	16 480	9 458	19 337
Less Payments	7 542	12 633	8 630	9 829	8 964	13 755	8 447	8 077	9 303
Closing Balance	12 454	4 305	2 515	1 436	14 630	7 556	8 033	1 380	10 034



**WC041 Kannaland ( Medium )**

Opening Balance	1 052	10 958	2 248	1 489	435	723	1 361	1 440	(363)
Plus Receipts	16 419	7 022	6 624	8 538	9 951	7 939	8 664	9 197	28 345
Sub Total	17 471	17 980	8 872	10 027	10 396	8 663	10 025	10 637	27 982
Less Payments	6 513	15 732	7 383	9 592	9 673	7 301	8 585	11 000	10 623
Closing Balance	10 958	2 248	1 489	435	723	1 361	1 440	(363)	17 359



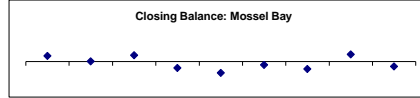
**WC042 Hessequa ( Medium )**

Opening Balance	72 123	68 826	61 355	71 430	67 285	68 618	64 422	70 871	62 967
Plus Receipts	30 844	17 529	30 571	18 781	34 502	24 432	28 469	20 102	23 905
Sub Total	102 967	86 355	91 927	90 211	101 787	93 050	92 891	90 973	86 873
Less Payments	34 141	24 999	20 496	22 926	33 169	28 629	22 020	28 006	27 330
Closing Balance	68 826	61 355	71 430	67 285	68 618	64 422	70 871	62 967	59 542



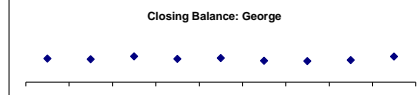
**WC043 Mossel Bay ( High )**

Opening Balance	(844)	13 081	105	14 671	(15 399)	(26 973)	(8 309)	(18 012)	16 543
Plus Receipts	94 956	78 461	88 089	67 388	85 028	73 721	80 912	103 265	125 326
Sub Total	94 112	91 543	88 194	82 058	69 629	46 748	72 603	85 253	141 870
Less Payments	81 030	91 438	73 523	97 457	96 603	55 057	90 615	68 710	153 743
Closing Balance	13 081	105	14 671	(15 399)	(26 973)	(8 309)	(18 012)	16 543	(11 874)



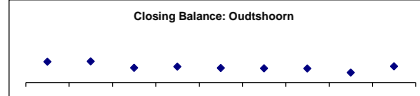
**WC044 George ( High )**

Opening Balance	232 497	276 357	269 799	304 136	273 581	283 516	251 177	247 337	258 355
Plus Receipts	120 064	75 590	116 872	64 396	89 799	80 945	68 759	71 765	106 866
Sub Total	352 561	351 947	386 671	368 532	363 380	364 461	319 936	319 102	365 221
Less Payments	76 204	82 148	82 535	94 952	79 864	113 284	72 600	60 747	63 816
Closing Balance	276 357	269 799	304 136	273 581	283 516	251 177	247 337	258 355	301 404




**WC045 Oudtshoorn ( Medium )**

Opening Balance	30 659	48 866	49 864	34 621	37 207	34 005	33 317	33 150	23 178
Plus Receipts	45 255	47 717	29 587	37 133	38 412	40 781	28 308	42 098	55 798
Sub Total	75 914	96 583	79 451	71 753	75 618	74 786	61 624	75 248	78 976
Less Payments	27 048	46 719	44 831	34 547	41 614	41 469	28 474	52 069	40 818
Closing Balance	48 866	49 864	34 621	37 207	34 005	33 317	33 150	23 178	38 158




**WC047 Bitou ( Medium )**

Opening Balance	6 536	5 522	1 061	317	6 982	7 739	1 957	6 337	6 569
Plus Receipts	44 810	28 158	30 913	25 465	30 812	42 802	22 626	23 605	38 610
Sub Total	51 346	33 680	31 974	25 782	37 794	50 541	24 583	29 942	45 178
Less Payments	45 823	32 619	31 658	18 799	30 055	48 584	18 246	23 373	27 430
Closing Balance	5 522	1 061	317	6 982	7 739	1 957	6 337	6 569	17 749



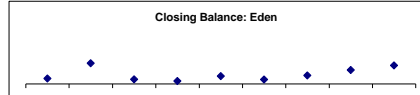
**WC048 Knysna ( Medium )**

Opening Balance	57 309	65 701	67 959	109 887	96 313	90 597	87 627	90 322	90 277
Plus Receipts	48 932	44 376	92 459	33 603	48 240	55 872	43 503	37 747	47 975
Sub Total	106 241	110 077	160 417	143 489	144 553	146 470	131 130	128 069	138 252
Less Payments	40 540	42 118	50 531	47 176	53 955	58 843	40 808	37 793	42 653
Closing Balance	65 701	67 959	109 887	96 313	90 597	87 627	90 322	90 277	95 599



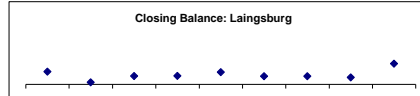
**DC4 Eden ( Medium )**

Opening Balance	16 199	12 341	48 685	10 617	6 664	18 261	10 192	19 918	32 530
Plus Receipts	54 147	46 263	3 745	31 306	25 991	39 655	40 040	13 405	39 943
Sub Total	70 346	58 603	52 430	41 923	32 655	57 916	50 232	33 323	72 473
Less Payments	58 004	9 918	41 813	35 259	14 394	47 724	30 314	793	29 142
Closing Balance	12 341	48 685	10 617	6 664	18 261	10 192	19 918	32 530	43 331




**WC051 Laingsburg ( Medium )**

Opening Balance	3 884	2 981	433	1 919	1 977	2 868	1 910	1 911	1 613
Plus Receipts	5 249	1 502	5 836	1 581	2 157	4 466	2 394	2 856	5 592
Sub Total	9 133	4 484	6 270	3 499	4 133	7 334	4 304	4 767	7 205
Less Payments	6 152	4 050	4 351	1 523	1 265	5 424	2 393	3 154	2 339
Closing Balance	2 981	433	1 919	1 977	2 868	1 910	1 911	1 613	4 866



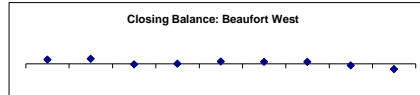
**WC052 Prince Albert ( Medium )**

Opening Balance	3 214	7 363	3 167	2 189	64	(505)	1 864	338	6 686
Plus Receipts	6 473	(1 680)	3 474	1 567	3 041	5 267	5 417	7 536	3 068
Sub Total	9 687	5 683	6 641	3 757	3 105	4 763	7 281	7 874	9 754
Less Payments	2 324	2 516	4 452	3 692	3 610	2 899	6 943	1 188	3 125
Closing Balance	7 363	3 167	2 189	64	(505)	1 864	338	6 686	6 629



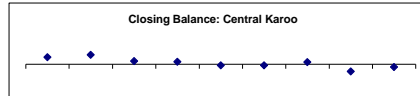
**WC053 Beaufort West ( Medium )**

Opening Balance	480	4 093	4 899	(453)	279	2 309	2 049	2 023	(1 293)
Plus Receipts	10 429	13 628	8 959	12 570	16 551	14 722	11 288	14 528	10 413
Sub Total	10 909	17 721	13 858	12 117	16 830	17 030	13 337	16 552	9 120
Less Payments	6 816	12 822	14 310	11 838	14 521	14 981	11 314	17 845	13 947
Closing Balance	4 093	4 899	(453)	279	2 309	2 049	2 023	(1 293)	(4 827)



**DC5 Central Karoo ( Medium )**

Opening Balance	2 360	3 406	4 534	1 572	1 265	(464)	(419)	1 099	(3 338)
Plus Receipts	5 220	6 367	1 179	4 901	4 405	4 593	7 866	580	5 467
Sub Total	7 580	9 774	5 713	6 473	5 670	4 129	7 447	1 679	2 129
Less Payments	4 174	5 240	4 141	5 208	6 135	4 548	6 348	5 017	3 370
Closing Balance	3 406	4 534	1 572	1 265	(464)	(419)	1 099	(3 338)	(1 240)



Source: National Treasury Local Government Database